

Report
VHSC Monitoring
(May 2010 – March 2012)

For
NRHM

By



State Institute of Health and Family Welfare, Jaipur



Summary

In the state, by the end of March, 2012, 4991 batches covering 37509 (86.3%) VHSC's have been trained out of total 43440 VHSCs. A total of 217344 (85.1%) members were trained leaving a backlog of 38157 (14.9%) members yet to be trained out of a total of 255501 members invited for the training.

The distribution of participants (total 217344 members trained) is as follows:

PRI members – 25431 (11.7%), ANM's- 15095 (6.9%), AWW's- 32129 (14.8%), ASHA -28853 (13.3%), NGO Members - 4995 (2.3%), MSS members - 5756 (2.6%), SHG members- 16337 (7.5%), other members- 88748 (40.8%)

By and large females predominated in the trainings.

The OBC presence was well palpable.

Participants groups predominantly had their education between 5-10th standard and maximum participation was from the age group of 25-45 years.

Somehow the groups had ascendant presence of **"Other Members"** giving enough reason to question the VHSC member list prepared by DPMU/BPMU and conveniently accepted by the concerned NGO. The participation of elected PRI members who ultimately would have a say, was meager 11.7% in general, the pattern being replicated in almost all the districts.

*As per the order from MD NRHM, No trainings were conducted in the month of July-August 2011.

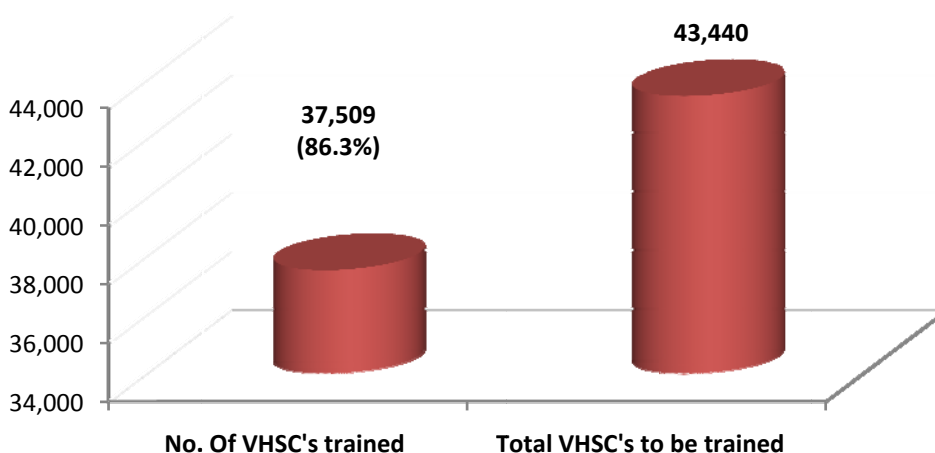


Figure 1: Total number of VHSC's trained May, 2010- March, 2012



SIHFW: an ISO:9001:2008certified institution

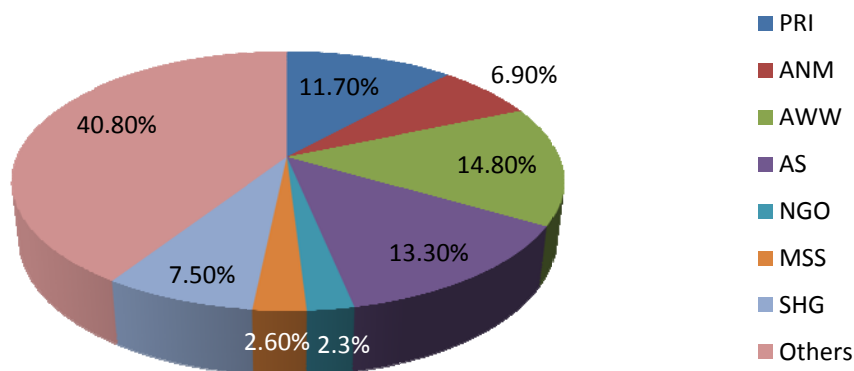


Figure 2: Category wise percentage of participants who were trained (May, 2010- March, 2012)

Percentage wise distribution of Districts and their Nodal NGOs

Percentage completion of VHSC trainings (%)	Districts	NGO
>80	1. Ajmer 2. Baran 3. Churu 4. Dungarpur 5. Jhalawar 6. Kota 7. Sirohi 8. Bharatpur 9. Bundi 10. Jhunjhunu 11. Jaisalmer 12. Jalore* 13. Sawai Madhopur 14. Tonk 15. Karauli 16. Jaipur 17. Bhilwara 18. Jodhpur 19. Rajsamand 20. Bikaner 21. Pali 22. Chittorgarh* 23. Pratapgarh 24. Nagaur 25. Hanumagarh 26. Ganganagar 27. Sikar	RCDSSS GVT BCT BCT IIRD RVHA VAATSALYA LUPIN RVHA SRKPS URMUL VAATSALYA CECOEDECON CECOEDECON ECAT- BODHGRAM VISHAKHA MSS, RCDSSS SURE, URMUL RVHA MVSS ACF CUTS CUTS RMKM URMUL MDVS BCT
71-80	1. Dausa 2. Barmer	MSGD SURE
51-70	1. Alwar 2. Dholpur	HPPI LUPIN
50 or less	1. Udaipur	JJVS

*As per the reports sent by Jalore, Nodal NGO for VAATSALYA, the current achievement was stated as 101.1% (Targeted VHSC: 840; VHSC completed: 849). Like wise chittorgarh, the report from CUTS states the achievement of 102.0 % (Targeted VHSC: 1564 VHSC completed: 1596)



SIHFW: an ISO:9001:2008certified institution

Distribution of districts according to No. of VHSCs and members trained (May, 2010- March, 2012)

(At Places the percentage does not add upto 100 % because initially the NGO's were not maintaining seggeragated data base)

District	No. of Blocks	NGO	No. of Batches	No. of VHSCs Trained	Actual No. members Trained
Ajmer	8	RCDSSS	151	1049(92.1%)N=1139	7053(88.2%)N= 7999
Alwar	14	HPPI	160	1114(51.9%)N= 2145	6869(81.9%)N=8385
Banswara	8	VAAGDHARA	258	1473(98.9%)N=1489	10529(83.3%)N= 12647
Baran	7	GVT	143	1052(93.4%)N=1126	6767(90.8%)N= 7451
Barmer	8	SURE	174	1633(70.7%)N=2311	7822(75.5%)N=10360
Bharatpur	9	LUPIN	195	1451(99.8%)N=1454	9353(95.8%)N=9768
Bhilwara	11	MSS	187	1574(87.7%)N=1794	8334(79.5%)N=10479
Bikaner	5	MVSS	134	881(100.0%)N= 881	6249(90.5%)N=6903
Bundi	4	RVHA	129	883(99.8%)N=885	5760(93.2%)N=6181
Churu	6	BCT	125	881(99.2%)N=888	5074(84.2%)N=6024
Dausa	5	MSGD	110	769(72.3%)N=1064	4665(86.7%)N=5383
Dholpur	4	LUPIN	80	562(70.3%)N=799	3768(83.8%)N=4495
Dungarpur	5	BCT	126	859(95.4%)N=900	5553(87.4%)N=6354
Ganganagar	7	MDVS	258	2678(98.0%)N=2733	11814(88.7%)N=13314
Hanumangarh	3	URMUL	157	1775 (100.0%)N=1775	7350(93.1%)N=7896
Jaipur	13	VISHAKHA	286	1947 (90.1%)N=2161	12063(79.7%)N=15131
Jaisalmer	3	URMUL	81	680(100.0%)N=680	3736(87.2%)N=4279
Jalore	7	VAATSALYA	121	849(101.1%)N=840	5573(91.9%)N=6066
Jhalawar	6	IIRD	214	1492(100.0%)N=1492	9797(93.8%)N=10444
Jhunjhunu	8	SRKPS	131	1001(100.0%)N=1001	5855(91.3%)N=6413
Jodhpur	9	SURE	240	1588(83.1%)N=1912	10374(88.4%)N=11739
Karauli	5	ECAT	88	715(80.5%)N=888	3690(68.8%)N=5360
Kota	5	RVHA	116	802(98.6%)N=813	5141(92.4%)N=5565
Nagaur	11	RMKM	204	1565(93.4%)N=1676	8843(77.6%)N=11392
Pali	10	ACF	129	888(84.7%)N=1049	5810(86.4%)N=6727
Rajasamand	7	RVHA	153	958(98.9%)N=969	4878(78.2%)N=6240
Sawai Madhopur	5	CECOEDECON	100	727(96.4%)N=754	4684(92.0%)N=5089
Sikar	8	BCT	136	1229(98.1%)N=1253	5479(82.8%)N=6621
Sirohi	5	VAATSALYA	74	519(98.7%)N=526	3488(95.5%)N=3677
Tonk	6	CECOEDECON	151	1074(99.4%)N=1080	6062(80.7%)N=7512
Udaipur	11	JJVS	47	458(18.6%)N=2465	1853(64.1%)N=2893
Chittorgarh	11	CUTS	199	1596(102.0%)N=1564	8220(76.5%)N=10749
Pratapgarh	5	CUTS	108	787(84.3%)N=934	4838(81.1%)N=5965
Rajasthan			4991	37509(86.3%)N=43440	217344(85.1%)N=255501

- Udaipur , Chittorgarh and Pratapggarh were assigned to NGOs only in December, 2010
- Alwar , Bhilwara and Rajsamand started late



SIHFW: an ISO:9001:2008certified institution

Category wise distribution of participants of VHSC trainings (May, 2010- March, 2012)

District	NGO	Actual Participants (N)	Category of participants							
			PRI	ANM	AWW	ASHA	NGO	MSS	SHG	Others
Ajmer	RCDSSS	7053	779 (11.0%)	384 (5.4%)	1226 (17.4%)	790 (11.2%)	168 (2.4%)	169 (2.4%)	1226 (17.4%)	2311 (32.8%)
Alwar	HPPI	6869	805 (11.7%)	470 (6.8%)	101 (1.5%)	1152 (16.8%)	60 (0.9%)	88 (1.3%)	423 (6.2%)	2670 (38.9%)
Banswara	VAAGDH ARA	10529	1124 (10.7%)	488 (4.6%)	1440 (13.7%)	1482 (14.1%)	11 (0.1%)	12 (0.1%)	24 (0.2%)	5948 (56.5%)
Baran	GVT	6767	628 (9.3%)	386 (5.7%)	849 (12.5%)	884 (13.1%)	681 (10.1%)	0 (0.0%)	769 (11.4%)	2570 (38.0%)
Barmer	SURE	7822	903 (11.5%)	788 (10.1%)	1308 (16.7%)	896 (11.5%)	254 (3.2%)	517 (6.6%)	726 (9.3%)	2430 (31.1%)
Bharatpur	LUPIN	9353	1468 (15.7%)	532 (5.7%)	1167 (12.5%)	1267 (13.5%)	188 (2.0%)	246 (2.6%)	396 (4.2%)	4089 (43.7%)
Bhilwara	MSS	8334	906 (10.9%)	537 (6.4%)	1301 (15.6%)	1085 (13.0%)	389 (4.7%)	8 (0.1%)	783 (9.4%)	3325 (39.9%)
Bikaner	MVSS	6249	692 (11.1%)	502 (8.0%)	711 (11.4%)	736 (11.8%)	169 (2.7%)	179 (2.9%)	536 (8.6%)	2724 (43.6%)
Bundi	RVHA	5760	716 (12.4%)	264 (4.6%)	734 (12.7%)	660 (11.5%)	7 (0.1%)	19 (0.3%)	62 (1.1%)	3298 (57.3%)
Churu	BCT	5074	510 (10.1%)	511 (10.1%)	899 (17.7%)	913 (18.0%)	24 (0.5%)	18 (0.4%)	424 (8.4%)	1775 (35.0%)
Dausa	MSGD	4665	638 (13.7%)	219 (4.7%)	619 (13.3%)	709 (15.2%)	143 (3.1%)	48 (1.0%)	370 (7.9%)	1919 (41.4%)
Dholpur	LUPIN	3768	551 (14.6%)	286 (7.6%)	519 (13.8%)	572 (15.2%)	32 (0.8%)	54 (1.4%)	57 (1.5%)	1697 (45.0%)
Dungarpur	BCT	5553	909 (16.4%)	656 (11.8%)	1053 (19.0%)	1018 (18.3%)	8 (0.1%)	9 (0.2%)	906 (16.3%)	994 (17.9%)
Ganganagar	MDVS	11814	1236 (10.5%)	473 (4.0%)	1148 (9.7%)	1043 (8.8%)	190 (1.6%)	142 (1.2%)	1018 (8.6%)	6564 (55.6%)
Hanumangarh	URMUL	7350	893 (12.1%)	386 (5.3%)	669 (9.1%)	654 (8.9%)	688 (9.4%)	309 (4.2%)	610 (8.3%)	3141 (42.7%)
Jaipur	VISHAKHA	12063	1126 (9.3%)	642 (5.3%)	2247 (18.6%)	1809 (15.0%)	66 (0.5%)	31 (0.3%)	472 (3.9%)	5670 (47.0%)
Jaisalmer	URMUL	3736	648 (17.3%)	283 (7.6%)	428 (11.5%)	295 (7.9%)	211 (5.6%)	558 (15.2%)	806 (21.5%)	507 (13.6%)
Jalore	VAATSALYA	5573	706 (12.7%)	620 (11.1%)	1012 (18.2%)	636 (11.4%)	4 (0.1%)	43 (0.8%)	208 (3.7%)	2344 (42.1%)
Jhalawar	IIRD	9797	1027 (10.5%)	426 (4.3%)	1034 (10.6%)	1199 (12.2%)	50 (0.5%)	624 (6.4%)	361 (3.7%)	5076 (51.8%)
Jhunjhunu	SRKPS	5855	719 (12.3%)	697 (11.9%)	1021 (17.4%)	1221 (20.9%)	36 (0.6%)	99 (1.7%)	164 (2.8%)	1898 (32.4%)
Jodhpur	SURE	10374	919 (8.9%)	812 (7.8%)	1565 (15.1%)	1017 (9.8%)	1002 (9.7%)	865 (8.3%)	1517 (14.6%)	2677 (25.8%)
Karauli	ECAT-	3690	490 (13.3%)	336 (9.1%)	773 (20.9%)	724 (19.6%)	23 (0.6%)	296 (8.0%)	30 (0.8%)	1018 (27.6%)
Kota	RVHA	5141	554 (10.8%)	242 (4.7%)	653 (12.7%)	565 (11.0%)	70 (1.4%)	179 (3.9%)	249 (4.8%)	2629 (51.1%)
Nagaur	RMKM	8843	1054 (11.9%)	902 (10.2%)	1479 (16.7%)	1516 (17.1%)	51 (0.6%)	282 (3.2%)	373 (4.2%)	3186 (36.0%)
Pali	ACF	5810	671 (11.5%)	605 (10.4%)	961 (16.5%)	771 (13.3%)	104 (1.8%)	216 (3.7%)	211 (3.6%)	2271 (39.1%)



SIHF: an ISO:9001:2008certified institution

Rajasamand	RVHA	4878	728 (14.9%)	277 (5.7%)	803 (16.5%)	705 (14.5%)	14 (0.3%)	92 (1.9%)	139 (2.8%)	2121 (43.5%)
Sawai Madhopur	CECOED ECON	4684	531 (11.3%)	322 (6.9%)	654 (14.0%)	559 (11.9%)	24 (0.6%)	23 (0.5%)	829 (17.7%)	1742 (37.2%)
Sikar	BCT	5479	633 (11.6%)	492 (9.0%)	889 (16.2%)	948 (17.3%)	20 (0.4%)	11 (0.2%)	314 (5.7%)	2172 (39.6%)
Sirohi	VAATSAL YA	3488	404 (11.6%)	323 (9.3%)	518 (14.9%)	342 (9.8%)	6 (0.2%)	210 (6.1%)	504 (144%)	1181 (33.9%)
Tonk	CECOED ECON	6062	779 (12.9%)	358 (5.9%)	815 (13.4%)	660 (10.9%)	199 (3.3%)	89 (1.5%)	816 (13.5%)	2346 (38.7%)
Udaipur	JJVS	1853	226 (12.2%)	167 (9.0%)	343 (18.5%)	277 (14.9%)	22 (1.2%)	69 (3.7%)	64 (3.5%)	685 (37.0%)
Chittorgarh	CUTS	8220	891 (10.8%)	457 (5.6%)	1363 (16.6%)	1013 (12.3%)	33 (0.4%)	52 (0.6%)	176 (2.1%)	4235 (51.5%)
Pratapgarh	CUTS	4838	567 (11.7%)	252 (5.2%)	727 (15.0%)	735 (15.2%)	48 (1.0%)	199 (4.1%)	775 (16.0%)	1535 (31.7%)
Total		217344	25431 (11.7%)	15095 (6.9%)	32129 (14.8%)	28853 (13.3%)	4995 (2.3%)	5756 (2.6%)	16337 (7.5%)	88748 (40.8%)

Age distribution of Participants (May, 2010- March, 2012)

District	NGO	Actual participants (N)	Age		
			< 25	25-45	>45
Ajmer	RCDSSS	7053	1005(14.2%)	4753(67.4%)	1295(18.4%)
Alwar	HPPI	6869	794(11.6%)	5279 (76.9%)	796 (11.6%)
Banswara*	VAAGDHARA	10529	988(9.4%)	7411(70.4%)	706(6.7%)
Baran	Gramin Vikas Trust	6767	1272(18.8%)	4654(68.8%)	840(12.4%)
Barmer	SURE	7822	1788(22.9%)	4481(57.3%)	1334(17.1%)
Bharatpur	LUPIN	9353	1186(12.7%)	6562(70.2%)	1605(17.2%)
Bhilwara	MSS	8334	1333(16.0%)	5965(71.6%)	1036(12.4%)
Bikaner	MVSS	6249	998(16.0%)	4067(65.1%)	1184(18.9%)
Bundi	RVHA	5760	616(10.7%)	4603(79.9%)	541(9.4%)
Churu	BCT	5074	753(14.8%)	3396(66.9%)	921 (18.2%)
Dausa	MSGD	4665	789(16.6%)	3352(71.9%)	524(11.2%)
Dholpur	LUPIN	3768	656(17.4%)	2553(67.8%)	559(14.8%)
Dungarpur	BCT	5553	862(15.5%)	4033(72.6%)	658(11.8%)
Ganganagar	MDVS	11814	1881(15.9%)	7763(65.7%)	2170(18.4%)
Hanumangarh	URMUL	7350	1677(22.8%)	4460(60.7%)	1213(16.5%)
Jaipur	VISHAKHA	12063	1594(13.2%)	8739(72.4%)	1730(14.3%)
Jaisalmer	URMUL	3736	415(11.1%)	2719(72.8%)	602(16.1%)
Jalore	VAATSALYA	5573	617(11.1%)	4060(72.9%)	896(16.1%)
Jhalawar	IIRD	9797	1804(18.4%)	6450(65.8%)	1543(15.7%)
Jhunjhunu	SRKPS	5855	663(11.3%)	4386(74.9%)	806(13.8%)



SIHF: an ISO:9001:2008certified institution

Jodhpur	SURE	10374	1674(16.1%)	6757(65.1%)	1943(18.7%)
Karauli	ECAT-BODHGRAM	3690	563(15.3%)	2621(71.0%)	506(13.7%)
Kota	RVHA	5141	690(13.4%)	3822(74.3%)	629(12.2%)
Nagaur	RMKM	8843	1138(12.9%)	4251(48.1%)	1152(13.0%)
Pali	ACF	5810	756(13.0%)	3966(68.3%)	1088(18.7%)
Rajasamand	RVHA	4878	764(15.7%)	3378(69.2%)	736(15.1%)
Sawai Madhopur	CECOEDECON	4684	537(11.5%)	3734(79.7%)	413(8.8%)
Sikar	BCT	5479	860(15.7%)	3718(67.9%)	901(16.4%)
Sirohi	VAATSALYA	3488	510(14.6%)	2386(68.4%)	592(17.0%)
Tonk	CECOEDECON	6062	1044(17.2%)	4274(70.5%)	747(12.3%)
Udaipur	JJVS	1853	182(9.8%)	1346(72.6%)	325(17.5%)
Chittorgarh	CUTS	8220	1163(14.1%)	6100 (74.2%)	957(11.6%)
Pratapgarh	CUTS	4838	799(16.5%)	3428(70.9%)	611(12.6%)
TOTAL		217344	32371(14.9%)	149467(68.8%)	31559(14.5%)

Sex distribution of Participants (May, 2010- March, 2012)

District	NGO	Actual	Sex	
			M	F
Ajmer	RCDSSS	7053	1854(26.3%)	5199(73.7%)
Alwar	HPPI	6869	1452(21.1%)	5417(78.9%)
Banswara	VAAGDHARA	10529	3556(33.8%)	6973(66.2%)
Baran	GVT	6767	2729(40.3%)	4038(59.7%)
Barmer	SURE	7822	2527(32.3%)	5295(67.7%)
Bharatpur	LUPIN	9353	3521(37.6%)	5832(62.4%)
Bhilwara	MSS	8334	2685(32.2%)	5649(67.8%)
Bikaner	MVSS	6249	1970(31.5%)	4279(68.5%)
Bundi	RVHA	5760	2244(39.0%)	3516(61.0%)
Churu	BCT	5074	1182(23.3%)	3892(76.7%)
Dausa	MSGD	4665	1679(36.0%)	2986(64.0%)
Dholpur	LUPIN	3768	1401(37.2%)	2367(62.8%)
Dungarpur	BCT	5553	1101(19.8%)	4452(80.2%)
Ganganagar	MDVS	11814	4608(39.0%)	7206(61.0%)
Hanumangarh	URMUL	7350	3132(42.6%)	4218(57.4%)
Jaipur	VISHAKHA	12063	2707(22.4%)	9356(77.6%)
Jaisalmer	URMUL	3736	1288(34.5%)	2448(65.5%)
Jalore	VAATSALYA	5573	1774(31.8%)	3799(68.2%)
Jhalawar	IIRD	9797	3811(38.9%)	5986(61.1%)
Jhunjhunu	SRKPS	5855	842(14.4%)	5013(85.6%)
Jodhpur	SURE	10374	2568(24.8%)	7806(75.2%)
Karauli	ECAT-BODHGRAM	3690	1007(27.3%)	2683(72.7%)



SIHFW: an ISO:9001:2008certified institution

Kota	RVHA	5141	1792(34.9%)	3349(65.1%)
Nagaur	RMKM	8843	2037(23.0%)	4775(54.0%)
Pali	ACF	5810	1737(29.9%)	4073(70.1%)
Rajasamand	RVHA	4878	1094(22.4%)	3784(77.6%)
Sawai Madhopur	CECOEDECON	4684	1079(23.2%)	3605(77.0%)
Sikar	BCT	5479	1218(22.2%)	4261(77.8%)
Sirohi	VAATSALYA	3488	1032(29.6%)	2456(71.4%)
Tonk	CECOEDECON	6062	2209(36.4%)	3853(63.6%)
Udaipur	JJVS	1853	545(29.4%)	1308(70.6%)
Chittorgarh	CUTS	8220	3327(40.5%)	4893(59.5%)
Pratapgarh	CUTS	4838	1422(29.4%)	3416(70.6%)
TOTAL		216293	66886 (30.9%)	147378(68.1%)

Caste distribution of participants (May, 2010- March, 2012)

District	NGO	Actual trained (N)	Category			
			ST	SC	OBC	Gen
Ajmer	RCDSSS	7053	188(2.7%)	911(12.9%)	4635(65.7%)	1319(18.7%)
Alwar	HPPI	6869	412(6.0%)	1756(25.6%)	3462(50.4%)	1239(18.0%)
Banswara	VAAGDHARA	10529	8031(76.3%)	185(1.8%)	343(3.3%)	520(4.9%)
Baran	GVT	6767	1964(29.0%)	1192(17.6%)	2746(40.6%)	865(12.8%)
Barmer	SURE	7822	458(5.9%)	1277 (16.3%)	5045(64.5%)	823(10.5%)
Bharatpur	LUPIN	9353	324(3.5%)	1574(16.8%)	5643(60.3%)	1812(19.4%)
Bhilwara	MSS	8334	970(11.6%)	1013(12.2%)	4078(48.9%)	2273(27.3%)
Bikaner	MVSS	6249	26(0.4%)	1662(26.6%)	3173(50.8%)	1388(22.2%)
Bundi	RVHA	5760	1427(24.8%)	806(14.0%)	2257(39.2%)	1270(22.0%)
Churu	BCT	5074	58(1.1%)	1091(21.5%)	2758(54.4%)	1167 (23.0%)
Dausa	MSGD	4665	1428(30.6%)	775(16.6%)	1257(26.9%)	1205(25.8%)
Dholpur	LUPIN	3768	292(7.7%)	673 (17.9%)	1206(32.0%)	1597(42.4%)
Dungarpur	BCT	5553	3828(68.9%)	337(6.1%)	605(10.9%)	783(14.1%)
Ganganagar	MDVS	11814	27(0.2%)	4726(40.0%)	5850(49.5%)	1211(10.3%)
Hanumangarh	URMUL	7350	13(0.2%)	2315(31.5%)	4235(57.6%)	787(10.7%)
Jaipur	VISHAKHA	12063	1351(11.2%)	2177(18.0%)	5018(41.6%)	3517(29.2%)
Jaisalmer	URMUL	3736	188(5.0%)	669(17.9%)	920(24.6%)	1959(52.4%)
Jalore	VAATSALYA	5573	418(7.5%)	1313(23.6%)	2882(51.7%)	960(17.2%)
Jhalawar	IIRD	9797	1298(13.2%)	1298(13.2%)	5389(55.0%)	1812(18.5%)
Jhunjhunu	SRKPS	5855	216(3.7%)	1427(24.4%)	3682(62.9%)	530(9.1%)
Jodhpur	SURE	10374	335(3.2%)	1685(16.2%)	6104(58.8)	2254(21.7 %)
Karauli	ECAT	3690	800(21.7%)	522(14.1%)	1177(31.9%)	1191(32.3%)
Kota	RVHA	5141	968(18.8%)	1029(20.0%)	2405(46.8%)	739(14.4%)
Nagaur	RMKM	8843	64(0.7%)	1092(12.3%)	4073(46.1%)	1585 (17.9%)
Pali	ACF	5810	436(7.5%)	1263(21.7%)	2857(49.2%)	1254(21.6%)
Rajasamand	RVHA	4878	345(7.1%)	603(12.4%)	2351(48.2%)	1579(32.4%)



SIHF: an ISO:9001:2008certified institution

Sawai Madhopur	CECOEDECON	4684	980(20.9%)	833(17.8%)	1761(37.6%)	1110(23.7%)
Sikar	BCT	5479	193(3.5%)	854(15.6%)	3314(60.5%)	1118(20.4%)
Sirohi	VAATSALYA	3488	1133(32.5%)	481(13.8%)	1030(29.5%)	844(24.2%)
Tonk	CECOEDECON	6062	862(14.2%)	865(14.3%)	2918(48.1%)	1417(23.4%)
Udaipur	JJVS	1853	964(52.0%)	107(5.8%)	355(19.2%)	427(23.0%)
Chittorgarh	CUTS	8220	1205(14.7%)	1123(13.7%)	3675 (44.7%)	2217(27.0%)
Pratapgarh	CUTS	4838	3020(62.4%)	335(6.9%)	638(17.3%)	645(13.3%)
TOTAL		217344	34222(15.7%)	37969(17.5%)	98042(45.1%)	43417(20.0%)

Education level of participants (May, 2010- March, 2012)

District	NGO	Actual trained (N)	Education				
			IL	1-5th	5-10th	11-12th	12 th
Ajmer	RCDSSS	7053	1527(21.7%)	1477(20.9%)	2822(40.0%)	676(9.6%)	551(7.8%)
Alwar	HPPI	6869	621(9.0%)	1148(16.7%)	3619(52.7%)	784(11.4%)	697(10.1%)
Banswara	VAAGDHARA	10529	426(4.0%)	3913(37.2%)	3668(34.8%)	746(7.1%)	329(3.1%)
Baran	GVT	6767	539(8.0%)	1881 (27.8%)	3019(44.6%)	622(9.2%)	706(10.4%)
Barmer	SURE	7822	857(11.0%)	2604(33.3%)	2598 (33.2%)	754(9.5%)	673(8.6%)
Bharatpur	LUPIN	9353	638(11.6%)	2046(21.9%)	4562(48.8%)	1139(12.2%)	968(10.3%)
Bhilwara	MSS	8334	1199(14.4%)	2041(24.5%)	3438 (41.3%)	936(11.2%)	720(8.6%)
Bikaner	MVSS	6249	850(13.6%)	2134(34.1%)	2404(38.5%)	438(7.0%)	423(6.8%)
Bundi	RVHA	5760	1405(24.4%)	1194(20.7%)	2223(38.6%)	509(8.8%)	429(7.4%)
Churu	BCT	5074	297(5.9%)	1364(26.9%)	2210(43.6%)	638(12.6%)	572(11.3%)
Dausa	MSGD	4665	315(6.8%)	937(20.1%)	2359(50.6%)	461(9.9%)	593(12.7%)
Dholpur	LUPIN	3768	346(9.2%)	882(23.4%)	1549(41.1%)	508(13.5%)	483(12.5%)
Dungarpur	BCT	5553	186(3.3%)	1338(24.1%)	2668(48.0%)	848(15.3%)	513(9.2%)
Ganganagar	MDVS	11814	1634(13.8%)	3203(27.1%)	4868(41.2%)	1160(9.8%)	949(8.0%)
Hanumangarh	URMUL	7350	972(13.2%)	1539(20.9%)	3076(41.9%)	908(12.4%)	855(11.6%)
Jaipur	VISHAKHA	12063	1358(11.3%)	2693(22.3%)	5581(46.3%)	1007(8.3%)	1424(11.8%)
Jaisalmer	URMUL	3736	786(21.0%)	1172(31.4%)	833(23.6%)	569(15.2%)	348(9.3%)
Jalore	VAATSALYA	5573	1760(31.6%)	1064(19.1%)	1824(32.7%)	481(8.6%)	444 (8.0 %)
Jhalawar	IIRD	9797	1165(11.9%)	3337(34.1%)	3318(33.9%)	978(10.0%)	999(10.2%)
Jhunjhunu	SRKPS	5855	181(3.1%)	841(14.4%)	3099(52.9%)	970(16.6%)	764(13.0%)
Jodhpur	SURE	10374	2131(20.6%)	2990(28.8%)	3696(35.6%)	844(8.1%)	713(6.9%)
Karauli	ECAT-BODHGRAM	3690	170(4.6%)	869(23.6%)	1827(49.5%)	414(11.2%)	410(11.1%)
Kota	RVHA	5141	349(6.8%)	1488(28.9%)	2465(47.9%)	436(8.5%)	403(7.8%)
Nagaur	RMKM	8843	791(8.9%)	1319(14.9%)	3084(34.9%)	805(9.1%)	815(9.2%)



SIHFW: an ISO:9001:2008certified institution

Pali	ACF	5810	481(8.3%)	1400(24.1%)	2570(44.2%)	688(11.8 %)	671 (11.5%)
Rajasamand	RVHA	4878	550(11.3%)	1283(26.3%)	2147(44.0%)	510(10.5%)	388(8.0%)
Sawai Madhopur	CECOEDECON	4684	450(9.6%)	1441(30.8%)	1994(42.6%)	367(7.8%)	432(9.2%)
Sikar	BCT	5479	337(6.2%)	1089(19.9%)	2518(46.0%)	729(13.3%)	806(14.7%)
Sirohi	VAATSALYA	3488	970(27.8%)	856(24.5%)	1163(33.3%)	291(8.3%)	208(6.0%)
Tonk	CECOEDECON	6062	395(6.5%)	1762(29.1%)	2509(41.4%)	608(10.0%)	788(13.0%)
Udaipur	JJVS	1853	84(4.5%)	624(33.7%)	798(43.1%)	185(10.0%)	162(8.7%)
Chittorgarh	CUTS	8220	786(9.6%)	2134(26.0%)	3705(45.1%)	875(10.6%)	720(8.8%)
Pratapgarh	CUTS	4838	538(11.1%)	1530(31.6%)	2082 (43.0%)	406(8.4%)	282(5.8%)
TOTAL		217344	25094(11.5%)	55593(25.6%)	90346(41.6%)	22281(10.3%)	20238(9.3%)

The concept of telephonic monitoring was also added to keep an eye on each and every batch being conducted at the block from the state level through the VHSC training and coordination unit at SIHFW.

All the batches, except those being physically monitored by Team SIHFW were screened telephonically to gain knowledge of the quality of trainings.

The basic details were seeked through the round of questions to the trainers and few participants chosen randomly. Noted details are then compiled and sent to consultant, NRHM on monthly basis.



Report

Introduction

As community empowerment approach, the NRHM envisaged to put village health and sanitation committee as incharge for local decentralized planning & monitoring at the village level. With 43,440 VHSCs constituted across the state, it was a humangous task to sensitize the VHSC members towards health issues particularly in relation to their rights and duties

Village Health & Sanitation committee (VHSC) which is the fifth committee (Development Committee) of the Gram Panchayat level, is the key agency for developing Village Health Plan in view of the prevalent problematic health issues and execute pragmatic and prudent solutions in consultation with the stakeholders. Village Health Committees are the first step towards communitization of health care services and for making health as a people's movement.

This committee comprises of Panchayat representatives, ANM, MTW, Anganwadi workers, Teachers, Community health volunteers, ASHA besides representative from SHG, NGO, and MSS etc.

ASHA Sahyogini is the Convener for this Committee. Village Health Committee will facilitate in addressing the health needs of the entire village with the help of health providers and health institutions. VHSCs will play an important role in planning and monitoring of the health care services through community monitoring mechanism.

Composition of the Village Health & Sanitation Committee

To enable the Village Health & Sanitation Committee to reflect the aspirations of the local community especially of the poor households and women, it has been suggested that:

- a. At least **50% members** on the Village Health & Sanitation Committee should be **women**.
- b. Every hamlet within a revenue village must be given due representation on the Village Health and Sanitation Committee to ensure that the needs of the weaker sections especially Scheduled Castes, Scheduled Tribes, Other Backward Classes are fully reflected in the activities of the committee.
- c. A provision of at least **30% representation from the Non-governmental sector**.
- d. Representation to women's self-help group etc. on these committees etc. will enable the Committee to undertake women's health activities more effectively.
- e. Notwithstanding the above, the overall composition and nomenclature of the Village Health & Sanitation Committees is left to the State Governments as long as these committees were within the umbrella of PRIs.

VHSC composition:

- Gram Panchayat members
- ASHA, AWW, ANM
- SHG leader
- Village representative of any CBO
- User group representative

Number of VHSC constituted in Rajasthan: 43,440



Roles and Responsibilities of VHSC members

- Awareness Generation
- Supervision and Monitoring and Death Audit
- Health problems Identification and development of a VHP
- Feedback for corrective measures.
- Maintenance of Village Health Register and Calendar
- Ensuring Visits of MPW, ANM
- Management of Untied fund for VHC

Role of Village Health Committee: Activities

- a. Create Public Awareness about the essentials of health programs.
- b. Discuss and develop a Village Health Plan based on an assessment of the village situation and priorities identified by the village community.
- c. Analyze key issues and problems related to village level health and nutrition activities, give feedback on these to relevant functionaries and officials. Present annual health report of the village in the Gram Sabha.
- d. Participatory Rapid Assessment: to ascertain the major health problems and health related issues in the village. Estimation of the annual expenditure incurred for management of all the morbidities may also be done. The mapping will also take into account the health resources and the unhealthy influences within village boundaries.
- e. Maintenance of a village health register and health information board/calendar: The health register and board put up at the most frequented section of the village will have information about mandated services, along with services actually rendered to all pregnant women, new born and infants, people suffering from chronic diseases etc.
- f. Ensure that the ANM and MPW visit the village on the fixed days and perform the stipulated activity; oversee the work of village health and nutrition functionaries like ANM, MPW and AWW.
- g. Get a bi-monthly health delivery report from health service providers during their visit to the village.
- h. Take into consideration all the problems of the community and the health and nutrition care providers and suggest mechanisms to solve it.
- i. Discuss every maternal death or neonatal death that occurs in their village, analyze it and suggest necessary action to prevent such deaths. Get these deaths registered in the Panchayat.
- j. Managing the Village health fund.

Village Health Fund: Untied Fund

An untied fund for VHCs- There is a provision of Rs.10, 000/- as untied funds for each VHSC per year. This untied fund is to be deposited in concerned Subcenters Account which is jointly operated by ANM and Sarpanch. The untied fund is utilized for demand generation for health care services, sanitation drives, emergency health care needs, rewards for exceptional work in health sector, publicity of MCHN days, RCH camps etc.

The untied funds are to be used for the community actions for improvement of health status of the community, for any of the following activities: -



SIHFW: an ISO:9001:2008certified institution

- a. As a revolving fund from which households could draw in times of need to be returned in installments thereafter.
- b. For any village level public health activity like cleanliness drive, sanitation drive, school health activities, ICDS, Anganwadi level activities, household surveys etc.
- c. In extraordinary case of a destitute women or very poor household, the Village Health & Sanitation Committee untied grants could even be used for health care need of the poor household.
- d. The untied grant is a resource for community action at the local level and shall only be used for community activities that involve and benefit more than one household. Nutrition, Education & Sanitation, Environmental Protection, and Public Health Measures shall be key areas where these funds could be utilized.
- e. Every village is free to contribute additional grant towards the Village Health & Sanitation Committee. In villages where the community contributes financial resources to the Village Health & Sanitation Committee untied grant of Rs.10, 000/-, additional incentive and financial assistance to the village could be explored. The intention of this untied grant is to enable local action and to ensure that Public Health activities at the village level receive priority attention.

Training of VHSC

Capacity building of VHSCs for making them functional in terms of developing the Village Health Plan, monitoring of the health activities and to ensure the access and utilization of services by all villagers is the key objective of the training of VHSC. State has decided to organize the Training of VHSC in a cascading model, the monitoring of which is assigned to SIHFW besides coordinating trainings with the help of SPMU, DPMU and Nodal NGOs.

Objectives of Constitution of VHSCs and Capacity Building (Training) of the members

- Communitization of Health Services
- To ensure decentralized planning from village level
- To ensure the community monitoring.
- Promote access to improved health care specially the vulnerable groups.
- Capacity building of PRIs

Training of trainers

- a. **State Level:** SIHFW Rajasthan along with CHETNA and NRHM Rajasthan did conducted the sensitization meet for the 31 representatives of selected NGOs who in turn were expected to take up the task to reach with the process and messages to VHSC members across all the villages in Rajasthan that shall empower the community through VHSC to take collective decision on issues pertaining to Health and sanitation specific to a village.
- **District Level-** 6 selected trainers from each District –(2 from Health department and 4 NGO representatives) were to be trained at SIHFW to impart trainings at the block level as distict level trainers DTT Training Load for 34* 6= 204
- In total a strength of 196 district level trainers were trained. Later in the month of January, 2011 , another set of 16 district level trainers were trained , including the staff of newly selected nodal NGO from Chittorgarh, Pratapgarh and Udaipur were trained.
Batch Size 30



SIHFW: an ISO:9001:2008certified institution

Batches- 7 at SIHFW
14 man days at SIHFW
Time line –Feb- March 2010

- b. **Block Level** – With a collaborative effort, department and concerned NGOs did train 6 trainers per block and a total of 1422 trainers were trained at block level.

At District level

Training load- 1422

Batch size- 40

1 or 2 batches on the basis of No. of Blocks

Training by DPMU

6 trainers per block- 3 NGO, 1 Block ASHA Coordinator, 1 BPM, 1 free lance trainer

Time line - March 2010

Training of Village Health Committee Members- The total training load is of approximate. The trainings at grass root level are being conducted by identified NGOs. SIHFW is the monitoring agency and provides supportive supervision.

Training Load: 2, 50,000 members

Training Agency: Identified NGO in the district

Time Span- One Year

Batch Size – Minimum 49 members (7 VHSC in one batch)

Total projected batches- 5000

Training Duration: Two Days

Minimum attendance- 70%

Responsibility of ensuring attendance- NGO and BPMU

Venue- Panchayat Bhawan, Dharamshalas,

Cost per batch Rs. 27,000/-

April 2010- March 2011

Training material

Two Books- Trainers Guide

- Reading material for members

- Development by SIHFW,VHAI and CHETNA
- Field testing of reading material at Ajmer
- Participatory Training Methodology

Printing of Modules

- Facilitators Guide- 5000 copies @ Rs. 45.81/-
- Reading material- 1.50 lakh copies @ Rs. 27.77 /-
- Printing through SIHFW

Content of training module and reading material

- Determinants of Health
- Burden of disease on families, community
- Causes of diseases
- Health institutions, Health Programmes, Service guarantees



SIHF: an ISO:9001:2008certified institution

- Village Health Committees- Constitution, Roles and Responsibilities
- Untied Funds for VHCs
- Monthly meetings
- Development of Village Health Plans
- Community Monitoring

Selection of NGOs

1. Advertisement published on 20.1.2009 in two newspapers.
2. Eligibility criteria of the selection of NGOs was finalized with prior approval of NRHM-
 - a. Registration under Rajasthan Societies Registration Act 1958 or Companies Registration Act or Under Trust
 - b. At least 10 years working experience in health and especially community level interventions after its registration.
 - c. Experience of organizing the mass scale training of grass root level Government and Non government functionaries' like PRIs, AWW, ASHAs, SHGs etc at mass scale (documentary evidence required with proof).
 - d. Annual Financial Turnover Rs. 50 Lacs excluding the land and building.
 - e. Should have infrastructure for training like training space-hall (desirable but not essential. However, the NGO should be in position to make provision thereof), LCD, OHP, Vehicle etc and qualified trainers.
 - f. Should have working experience and linkages with Government departments.

Applications received: 100 against the advertisement.

Each of the eligible NGO was assessed on scale and status of each applicant and the selection was finalized by the committee for VHSC training.

NGOs and District

S.No.	Name and Address of NGO	Representative District
1	Maharishi Dayanand Vikas Samiti,	Sri Ganganagar
2	Humana People to People India	Alwar
3	Shikshit Rojgar Kendra Prabandak Samiti	Jhunjhunu
4	URMUL	Hanumangarh and Jaisalmer
5	CECOEDECON	Sawai Madhopur, Tonk
6	Maru Vikas Evam Shod Sansthan	Bikaner
7	Indian Institute of Rural Development	Jhalawar
8	Mata Shree Gombi Devi Jan Seva Nidhi	Dausa
9	Vatsalya	Jalore and Sirohi
10	Society to uplift Rural Economy (SURE)	Jodhpur, Barmer
11	VAAGDHARA	Banswada
12	Mewar Seva Sansthan	Bhilwara
13	Gramin Vikas Trust	Baran
14	EACAT-BODHGRAM	Karauli
15	Ambuja Cement Foundation	Pali
16	RCDSSS	Ajmer
17	Rajasthan Mahila Kalyan Mandal	Nagaur
18	Rajasthan Voluntary Health Association	Kota, Bundi, Rajsamand
19	Bhoruka Charitable Trust	Dungarpur, Sikar, Churu



SIHFW: an ISO:9001:2008certified institution

20	Lupin Human Welfare and Research Foundation	Dholpur, Bharatpur
21	Vishakha	Jaipur
22	CUTS	Pratapgarh, Chittorgarh
23	Jagran Jan Vikas Smiti	Udaipur

Co-ordination Unit for VHSC

Coordination unit for VHSC training was established at SIHFW from 1.12.2009. One Consultant VHSC and four ROs are appointed (financial support from NRHM) and each of them has been made responsible for coordinating & monitoring the activities of VHSC training at districts.

Responsibility of Co-ordination Unit

- Coordination of the state level sensitization workshop on VHSC for the NGOs
- Coordinating the Zonal level workshop.
- Planning and coordinating the state level district training program.
- Coordinating the block level training with the help of nodal NGOs
- Monitoring of the block level training program.
- Development of checklists for monitoring
- Monitoring of Trainings at district and block level
- Telephonic monitoring of each batch at block level.
- Development of reports and documentation
- Workshops and seminars

IEC-

The component of VHSC needs to be widely publicized, so that it could be robustly rooted in the institutional framework. The IEC were done through posters prepared and circulated by UNICEF. The issues like health rights, services to be rendered through PHC, CHC and subcenter, roles and responsibilities of committees were addressed through posters.

Objectives

The project was taken up by State Institute of Health & family Welfare, Jaipur in the month of December, 2009 with the following objectives.

1. Training planning
2. Development of formats /checklists/ Reading materials
3. Development of Reporting Mechanism
4. Generating the reports , its analysis and provision of feedbacks
5. Field level Monitoring, documentation and Evaluation
6. Involved in the development of Village Health Plans
7. Printing and Distribution of Training Modules and Reading Materials



SIHFW: an ISO:9001:2008certified institution

Disrtrict specific Monitoring Report: Some observations

District: Ajmer

NGO: Roman Catholic Diocesan social Service Society (RCDSSS)

Total No.of Blocks: 8

Total VHSC to be trained: 1139

Total Trained VHSC: 1049

Batches completed: 151

The Trainings in Ajmer Distict initiated in the month of May, 2010 simultaneously in all the 8 blocks covered under the district. The NGO completed 151 batches achieveing 92.1% of the target covering 88.2% members leaving 11.8% untrained. The participants who were trained included 11.0% PRI Memebbers, 5.4% ANM's, 17.4% AWW,11.2% Asha Sahyogini's 2.4% NGO representatives 2.4% members from MSS,17.4% members from SHG and rest 32.7% were other members of VHSC.

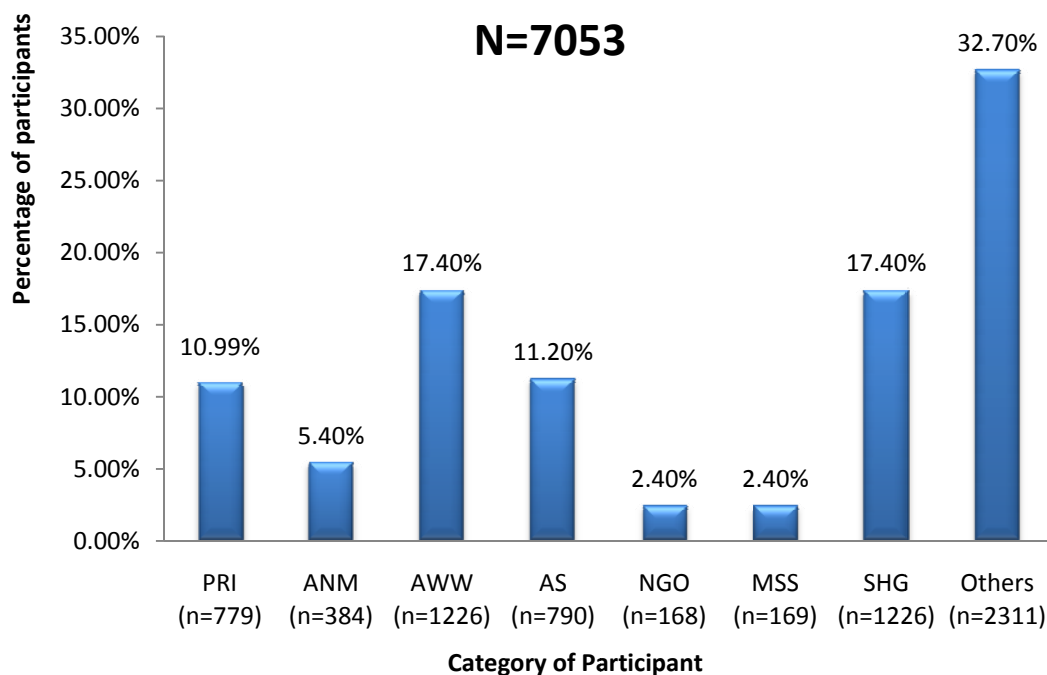


Figure 3:Category wise divison of participants



SIHFW: an ISO:9001:2008certified institution

Maximum participation (67.4%) was recorded from age group of 25-45 years, while only 14.2 % from age group <25 years and 18.4% from age group >45 years

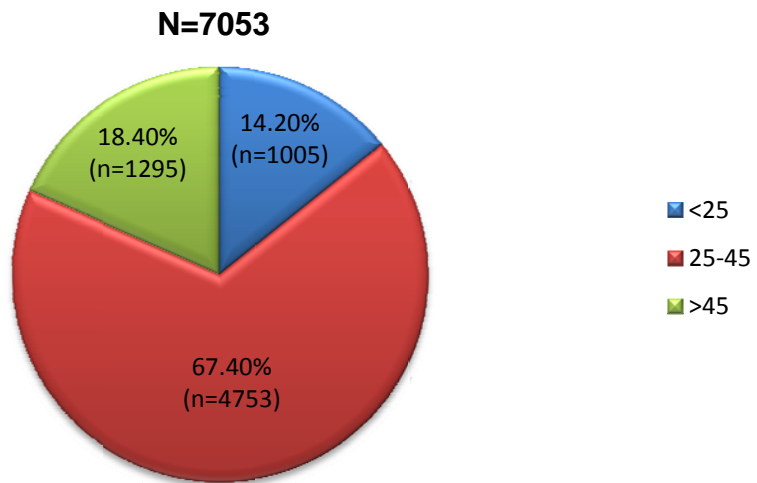


Figure 4: Age distribution of participants

Female's participation (73.8%) surmounted male participation of only 26.3%

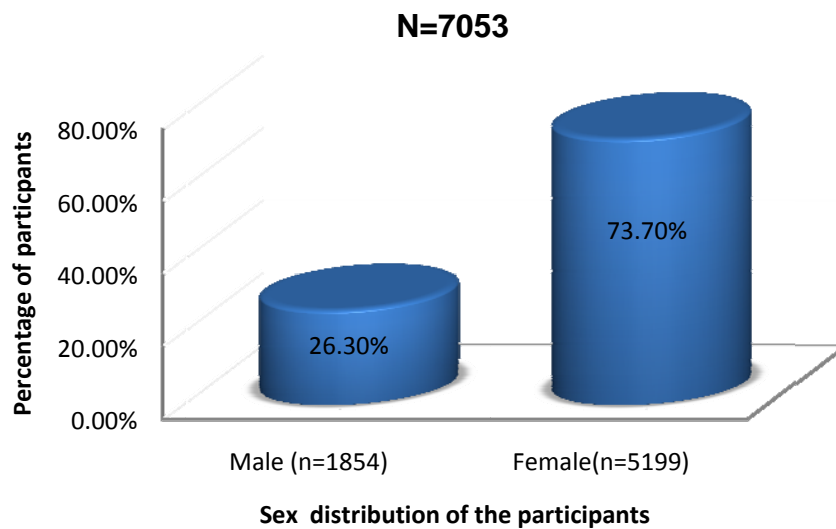


Figure 5: Distribution of participants according to Sex



SIHFW: an ISO:9001:2008certified institution

OBC representation in trainings was 65.7% followed by general (18.7 %), SC (12.9%) and ST being the lowest with 2.7% attendance.

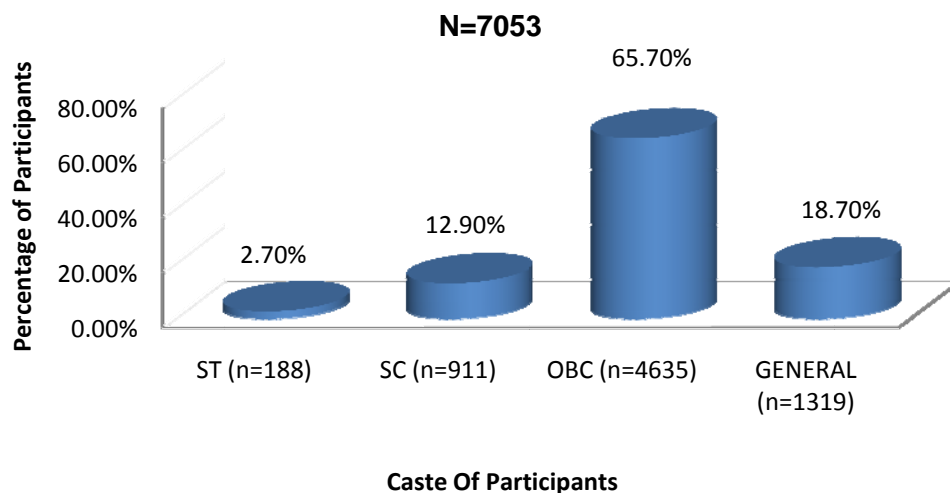


Figure 6: Caste distribution of participants

Most of the participants (40.0%) were educated in the range of 5-10th followed by of 1-5th grade (20.9%), 7.8% who had studied 12th standard while 9.6% participants fall in the range of 11-12th standard .Apart from these 21.7% participants were illiterate.

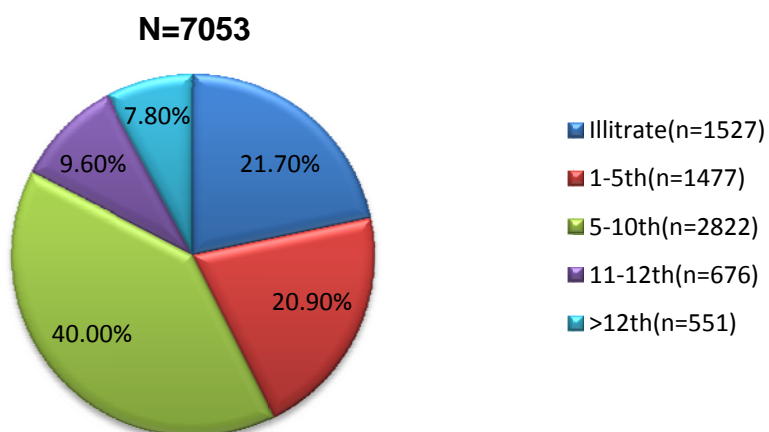


Figure 7: Level of Education of participants



SIHFW: an ISO:9001:2008certified institution

District: Banswara

NGO: VAAGDHARA

Total No.of Blocks: 8

Total VHSC to be trained: 1476

Total Trained VHSC: 1473

Batches completed: 258

The NGO, VAAGDHARA was delegated with the responsibility of organizing trainings at 8 blocks of Banswara district .of the total target , 98.9 % was achieved. The total participants trained were 83.3% of the expected 12647 participants to be trained leaving a backlog of 20.1%.

The total participants distribution is : 10.7% PRI Members, 4.6% ANMs,13.7% AWW, 14.1% Asha Sahyogini's, 0.1% members form NGO,0.1% members from MSS 0.2% SHG members and 56.5 % others.

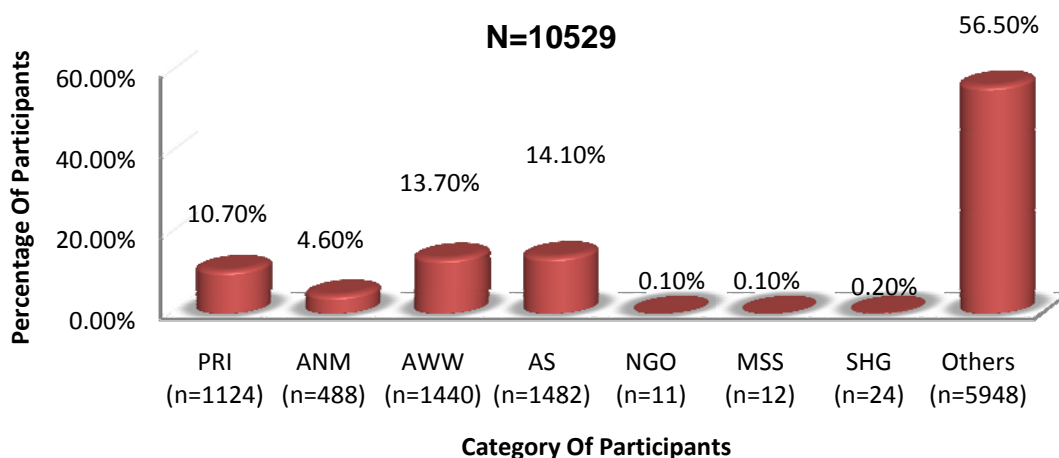


Figure 8: Category wise division of participants

Female Participation of 66.2% outsmarted male participation (33.8%)

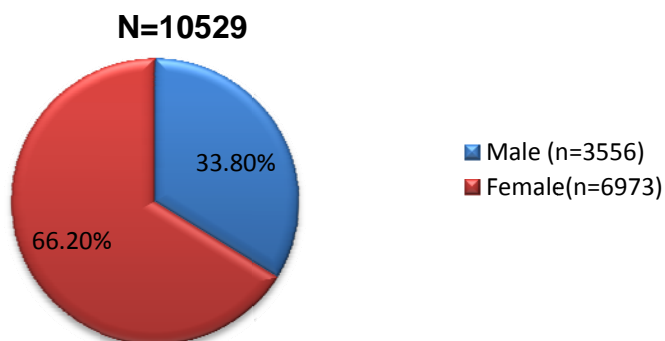


Figure 9: Distribution of participants based on Sex category

Note: Data on bifurcation of participants based on age group, caste and level of education was not obtained for the initial months from the NGO.



SIHFW: an ISO:9001:2008certified institution

District: Baran

NGO: Gramin Vikas Trust

Total No.of Blocks: 7

Total VHSC to be trained: 1126

Total Trained VHSC: 1052

Batches Completed: 143

The training in Baran District began in the month of July, 2010 in 2 blocks (Anta and Baran).By the end of March, 2012,93.4% of the total VHSC (1126) were trained completing 143 batches and a total of 90.8% of the total invited participants (7451) leaving 9.2 % backlog against the target.

Actual number of trained participants was 6767 comprising of 9.3% PRI members, 5.7% ANM's,12.5% AWWs, 13.1% Asha Sahyogini's, 10.1 % members from NGO, 11.4 % SHG Members and 38.0% Others; with no members from MSS .

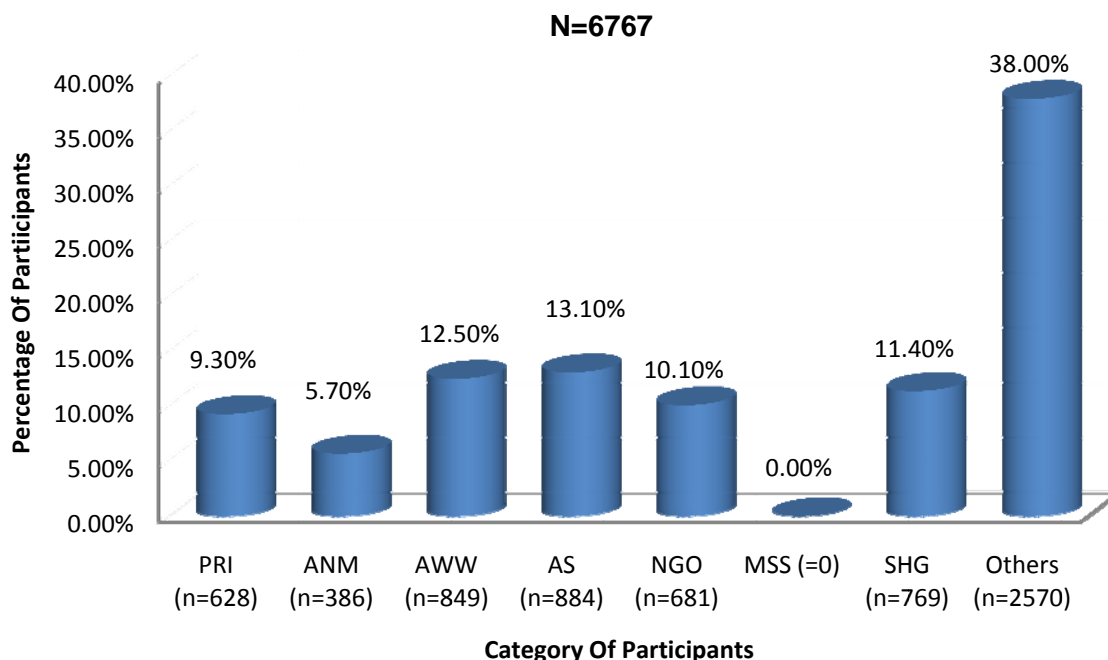


Figure 10: Category wise division of participants



SIHFW: an ISO:9001:2008certified institution

Maximum Participation was noticed from the age group of 25-45 years with 68.8% attendance while participants form age group <25 years and >45 years were 18.8% and 12.4% respectively

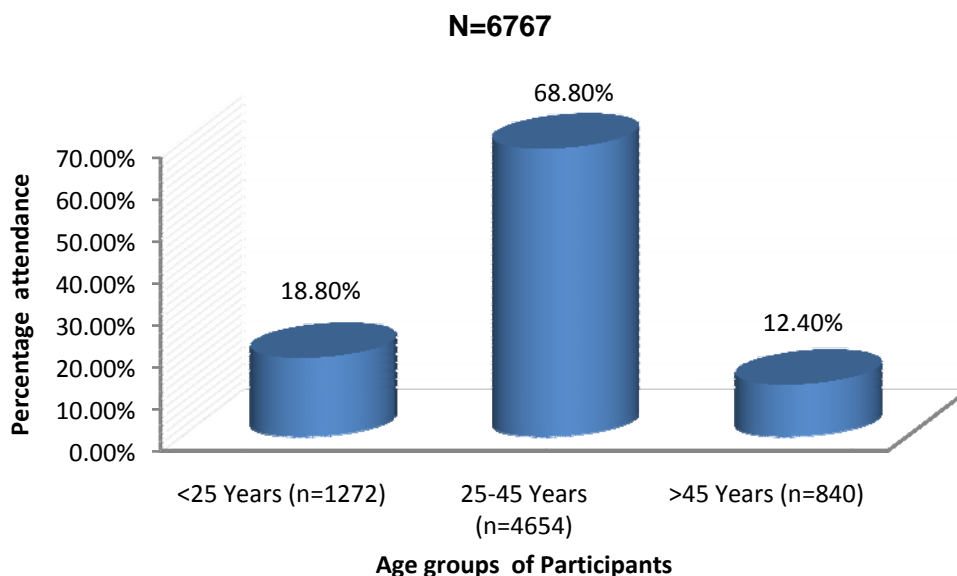


Figure 11: Age distribution of participants

More of Female Participants marked their presence with 59.7% attendance while only 40.3% male's attended the trainings.

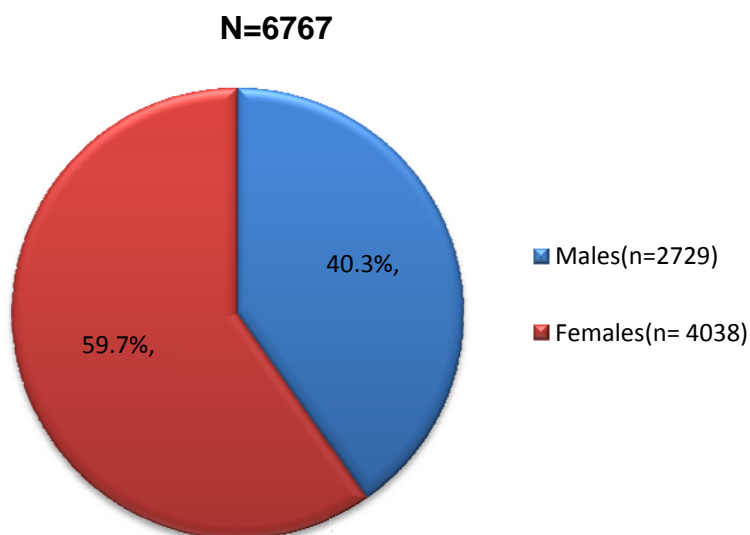


Figure 12: Distribution of participants based on Sex

40.6% participants belonged to OBC category followed by 17.6% participants from SC and 29.0% participants from ST .Only 12.8% participants from General category were trained.

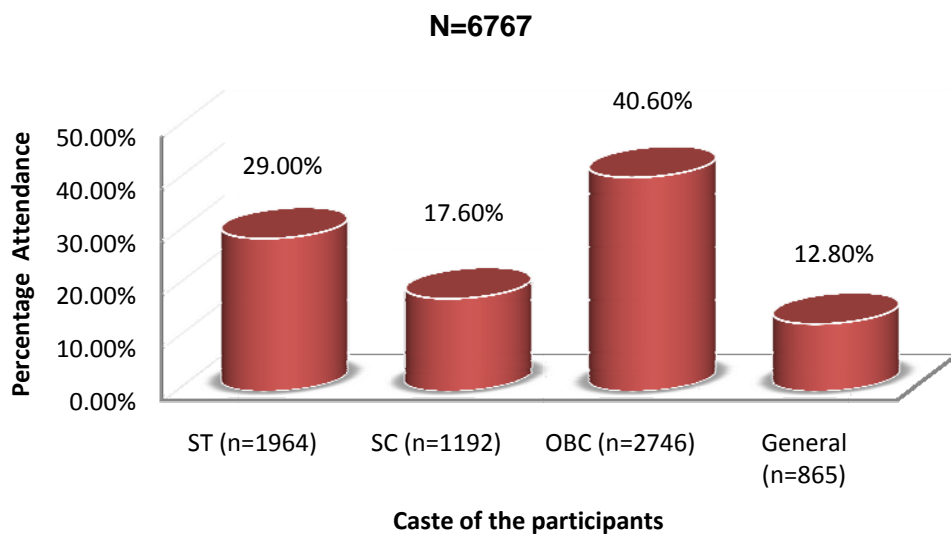


Figure 13: Caste distribution of participants

44.6% of the participants were educated upto 5-10th grade followed by 27.8% educated upto 1-5th standard, 10.4% participants who had passed 12th standard and 9.2% participants educated upto 11-12th grade, while only 8.0% of the participants were illiterate.

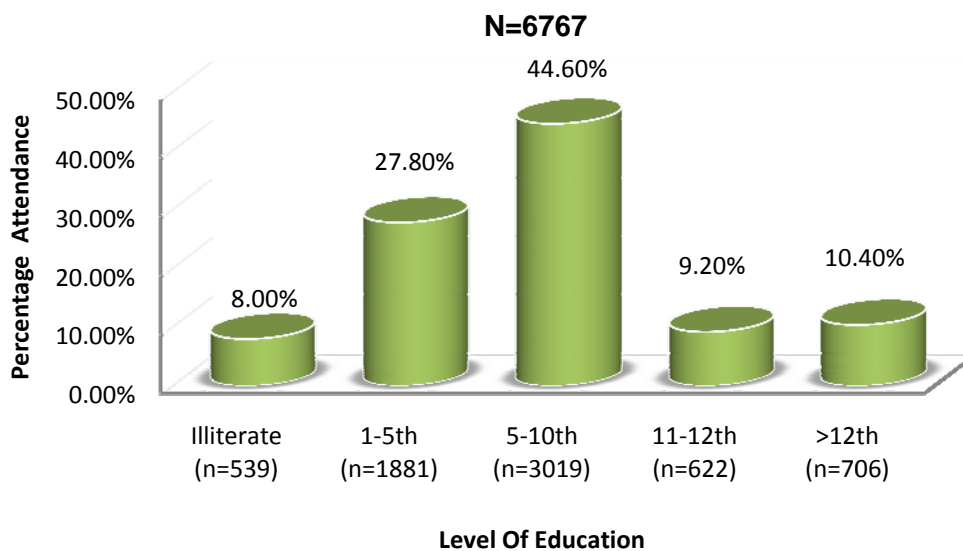


Figure 14: Level of Education of participants



District: Barmer

NGO: Society for Rural Upliftment (SURE)

Total No.of Blocks: 8

Total VHSC to be trained: 2311

Total Trained VHSC: 1633

Batches Completed: 186

SURE completed 186 batches by the end of March 2012 covering 70.7% of total VHSC to be covered (2311).The actual number of members trained were 75.5% of the total number of participants invited (10360) .Out of the total of 7822 participants 11.5% were PRI members, 10.1% ANMs, 16.7% AWW, 11.5% AS, 3.2% NGO members, 6.6% MSS members, 9.3% SHG members and 31.1 % were other members of VHSC.

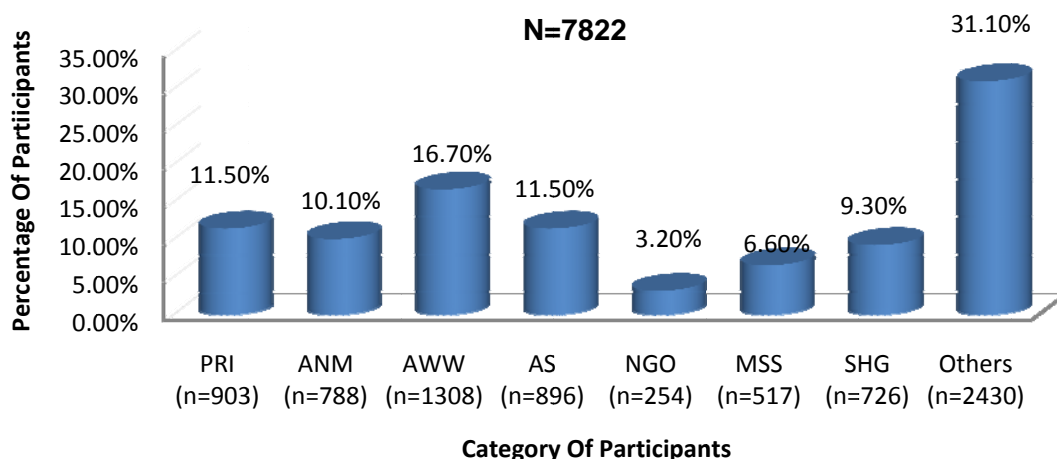


Figure 15: Category wise division of participants

Females actively participated with a higher attendance of 67.7% than the male (32.3 %)

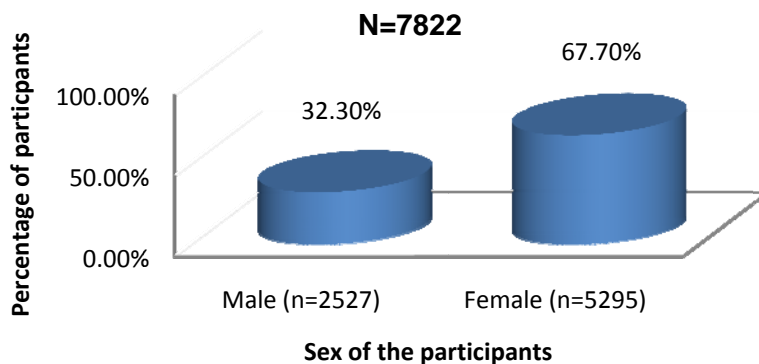


Figure 16: Sex distribution of participants

Note: Data on bifurcation of participants based on age group, caste and level of education was obtained from the month of September from the NGO.



SIHFW: an ISO:9001:2008certified institution

District: Bhilwara

NGO: Mewar Sewa Sansthan (MSS), RCDSSS

Total No.of Blocks: 11

Total VHSC to be trained: 1794

Total Trained VHSC: 1574

Batches completed: 187

The training at Bhilwara started towards the end of August, 2010. In view of slow pace of trainings, another NGO (RCDSSS) was barged in the month of December, 2010. 187 batches were conducted till March, 2012 completing 87.7% of the VHSC to be trained. Actual number of participants trained were 79.5% of the invited participants (10479). 20.5 % participants were still left untrained.

The total participants trained can be bifurcated into 10.9% PRI's, 6.4% ANMs, 15.6% AWW's, 13.0% Asha Sahyogini's, 4.7% members from NGO, 9.4 % SHG's, and 39.9% were other members. Only 0.1 MSS member were registered.

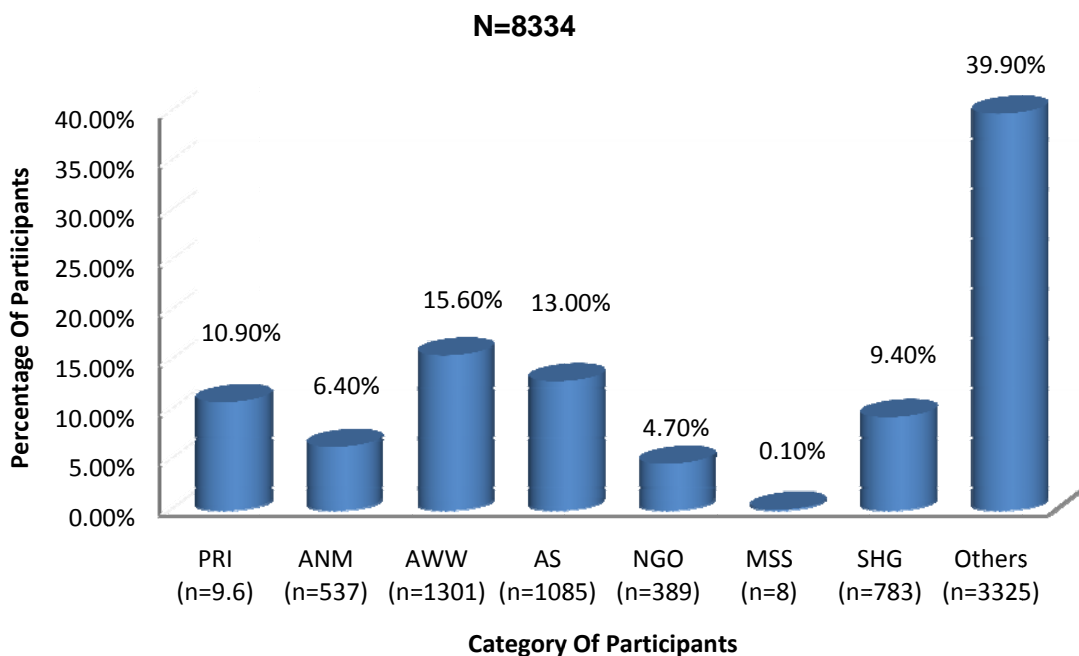
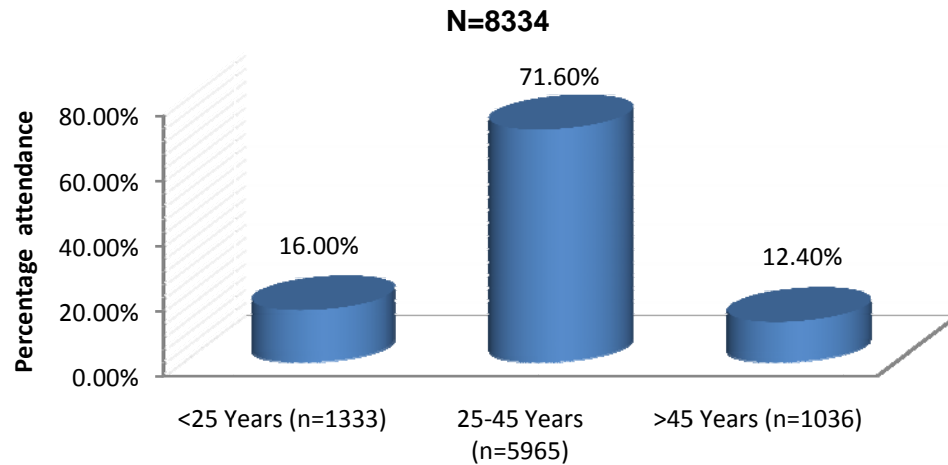


Figure 17: Category wise division of participants



SIHFW: an ISO:9001:2008certified institution

71.6% participants belonged to the age group of 25-45 years, followed by 16.0% participants belonging to <25 years of age while only 12.4 % participants were in age group >45 years



Age groups of Participants

Figure 18: Age distribution of participants

67.8% Female participants appeared for the training as compared to 32.2% male participants

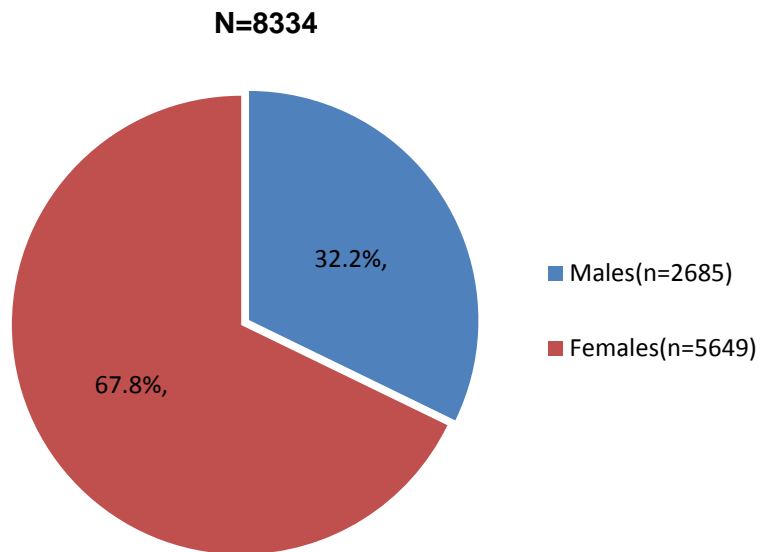


Figure 19: Distribution of participants based on Sex

48.9% of the OBC attended the training while 27.3% General category participants appeared as compared to 12.2% SC and 11.6 % ST category.

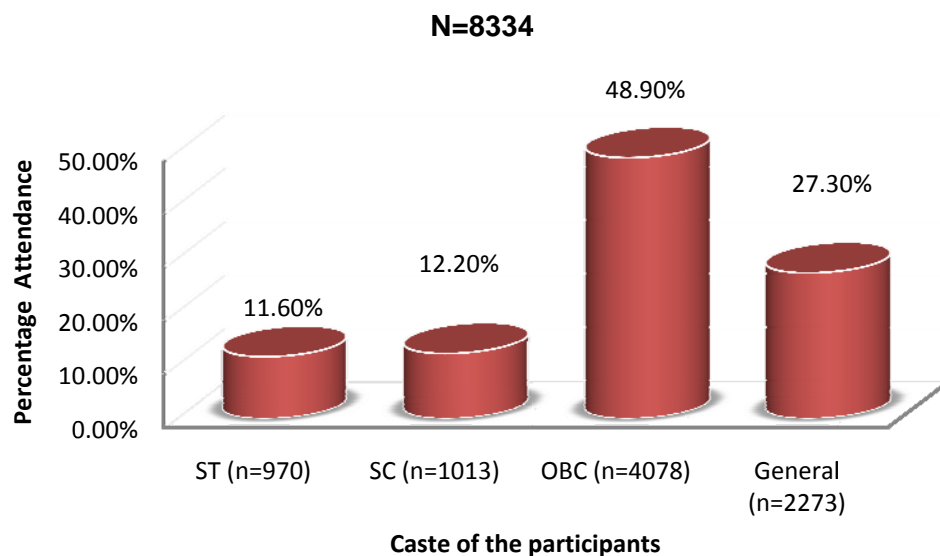


Figure 20: Caste distribution of participants

24.5% of the participants were educated upto 1-5th grade while a maximum of 41.3% had their education between 5-10th standard, 11.2% participants were in 11-12th standard category and 8.6% participants were educated upto 12th standard. 14.4% participants were illiterate.

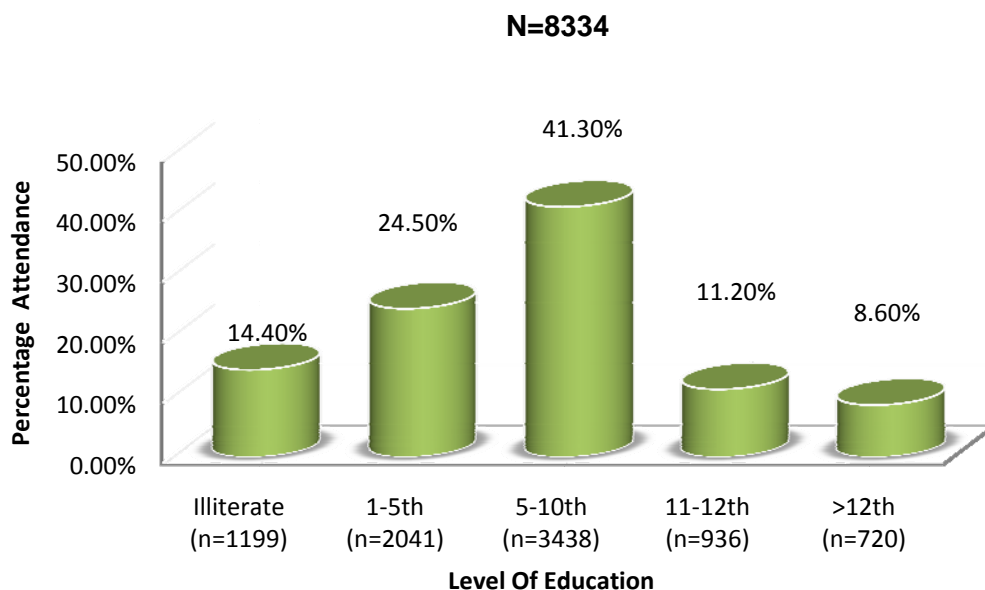


Figure 21: Educational level of participants



District: Bikaner

NGO: Maru Vikas Evam Shod Sansthan

Total No.of Blocks: 5

Total VHSC to be trained: 881

Total Trained VHSC: 881

Batches Completed: 134

In Bikaner, the training was started simultaneously in 2 blocks namely Nokha, Kolayat in June, 2010. The total number of batches completed till March, 2012 was 134 **completing 100 % of the total VHSC to be trained (881)**. Actual numbers of participants trained were 90.5% of the invited participants (6903).

11.1% PRI's, 8.0% ANMs, 11.4% AWW's, 11.8% Asha Sahyogini's, 2.7% members from NGO, 2.9% members from MSS, 8.6 % SHG's, and 43.6% other members were trained , respectively.

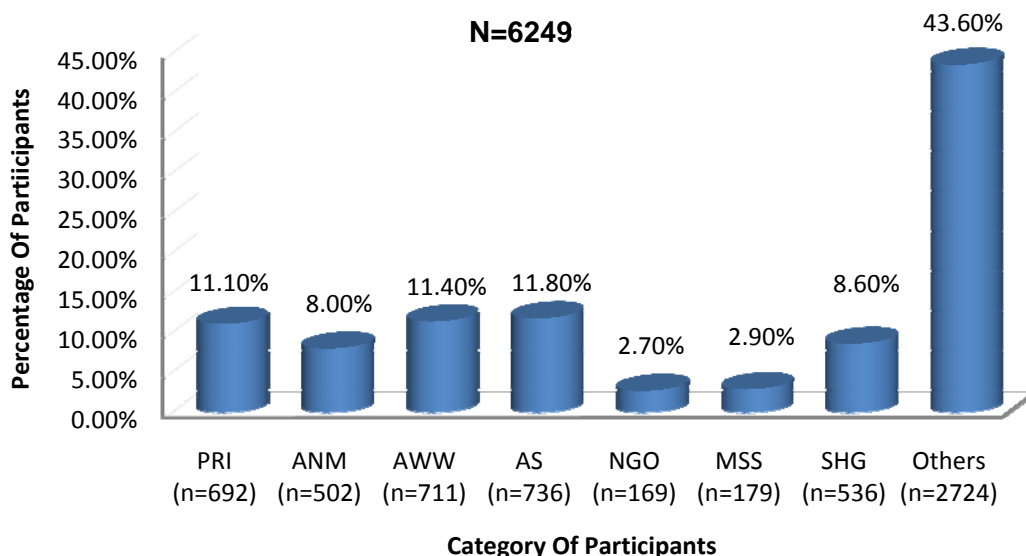


Figure 22: Category wise division of participants

65.1 % participants belonged to the age group of 25-45 years, followed by 18.9% participants belonging to age group >45 years while only 16.0% participants were in age <25 years



SIHF: an ISO:9001:2008certified institution

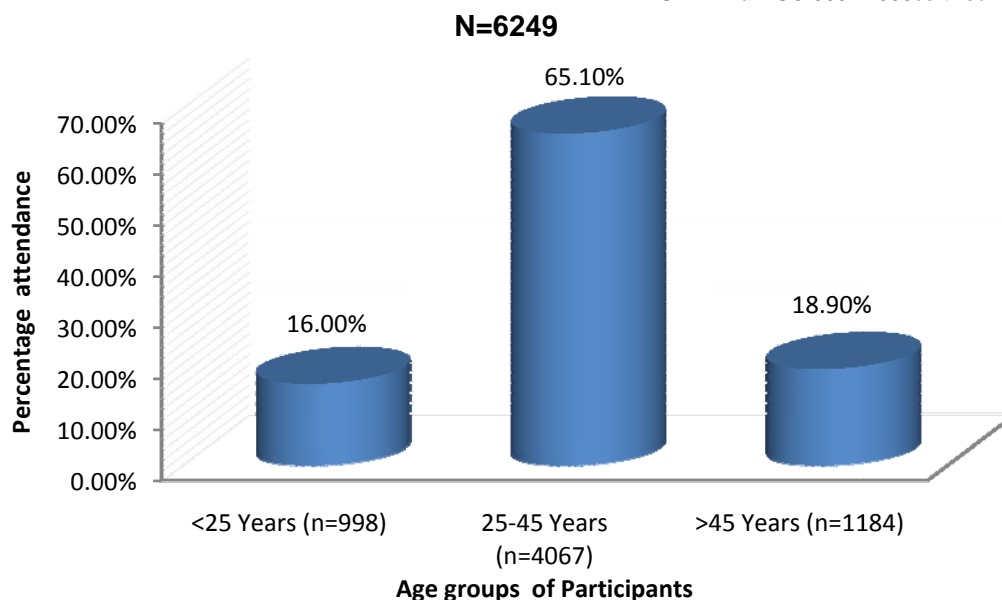


Figure 23: Age distribution of participants

Females got the upper hand with 68.5% participation as compared to only 31.5% male participation

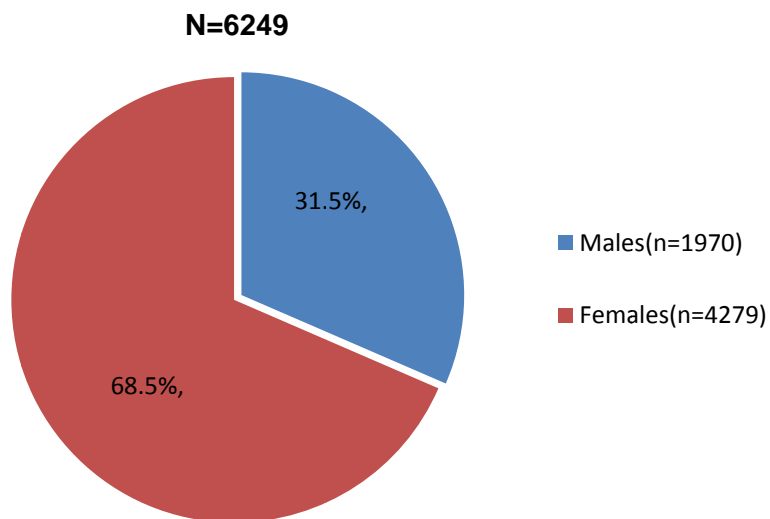


Figure 24: Sex distribution of participants

Maximum of trainees were from OBC (50.8%). 22.2% General category participants attended the trainings while the participation of SC and ST was limited to 26.6% and 0.4 % respectively.



SIHFW: an ISO:9001:2008certified institution

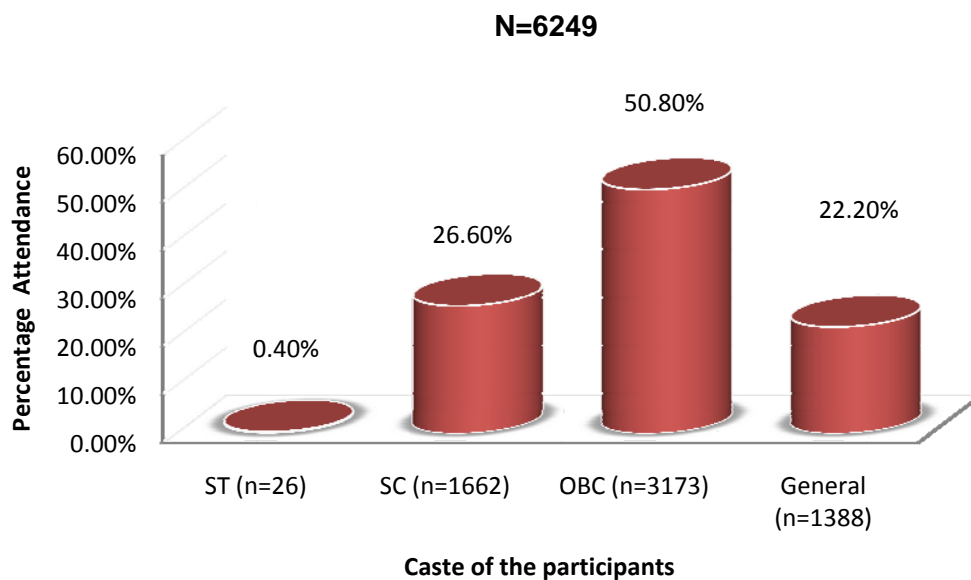


Figure 25: Caste distribution of participants

34.1% of the participants were educated till 5th grade while 38.5% had their education between 5-10th standard, 7.0% participants were educated upto 11-12th standard and 6.8% participants had their education completed upto 12th standard. 13.6% participants were illiterate.

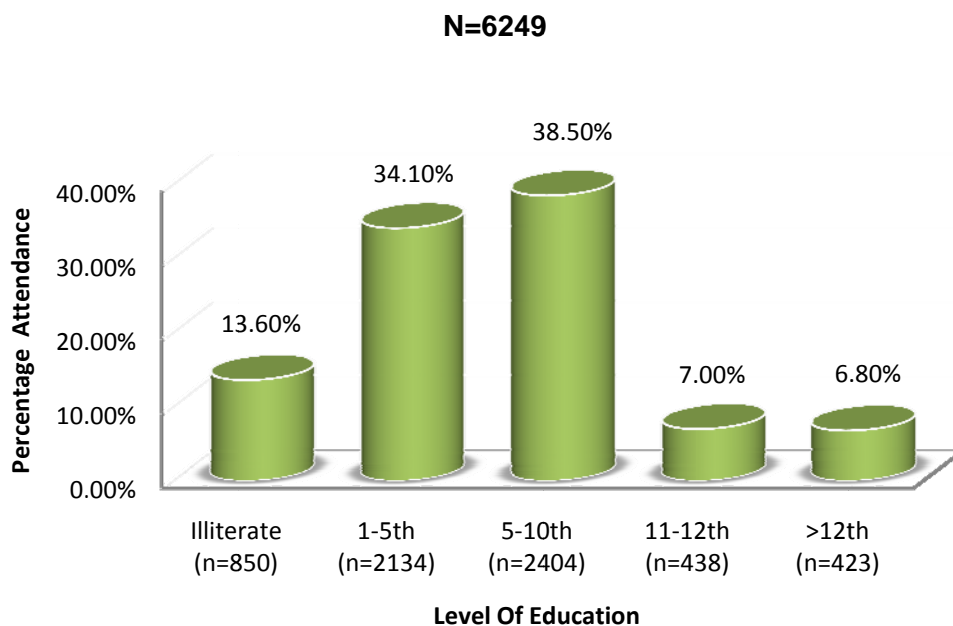


Figure 26: Level of Education of participants



SIHFW: an ISO:9001:2008certified institution

District: Bundi

NGO: Rajasthan Voluntary Health Association (RVHA)

Total No.of Blocks: 4

Total VHSC to be trained: 885

Total Trained VHSC: 883

Batches Completed: 129

RVHA started the VHSC field level trainings in Bundi in June, 2010 .The total number of VHSCs completed till March, 2012 were 129 (99.8%). Actual number of participants trained was 93.2% of the invited participants (6181).

Distribution of trained participants is 12.4% PRI's, 4.6% ANMs, 12.7% AWW's, 11.5% Asha Sahyogini's, 0.1% NGO, 0.3% MSS, 1.1 % SHG's, and 57.3% other members.

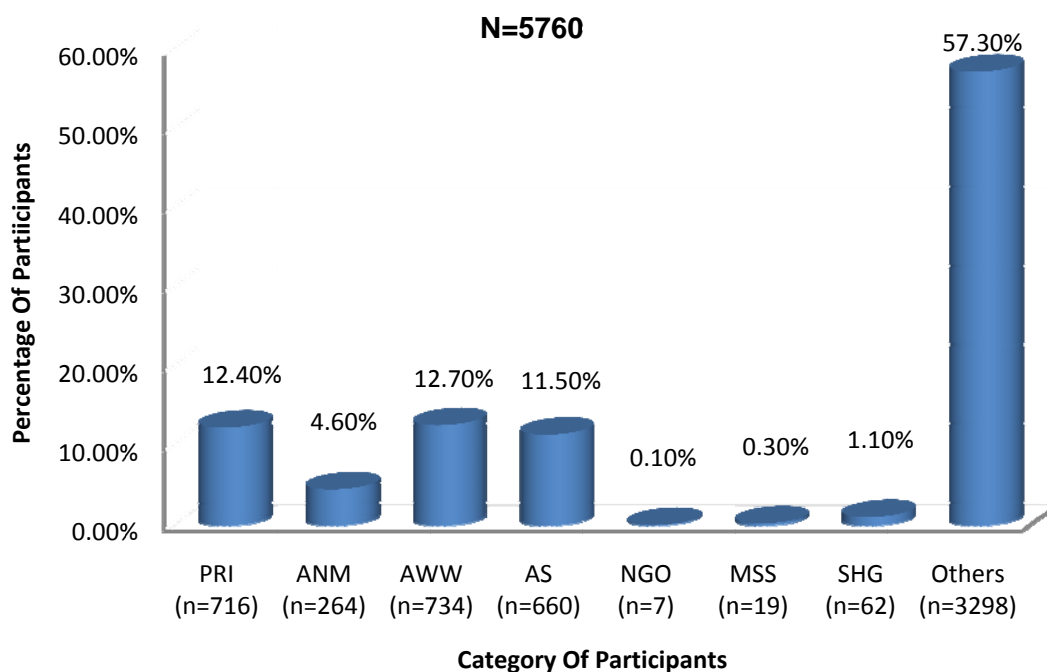


Figure 27: Category wise division of participants



SIHFW: an ISO:9001:2008certified institution

65.2 % participants belonged to the age group 25-45 years, followed by 9.4 % participants were from age group >45 years while only 10.7% participants who belonged to <25 years age group

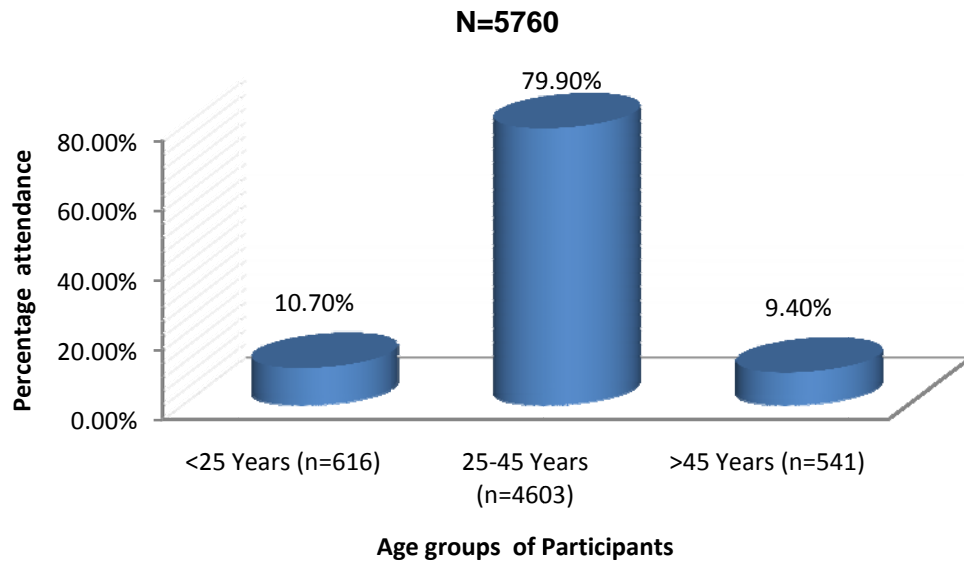


Figure 28: Age distribution of participants

61.0% Female participants attended the training as compared to only 39.0% male participants

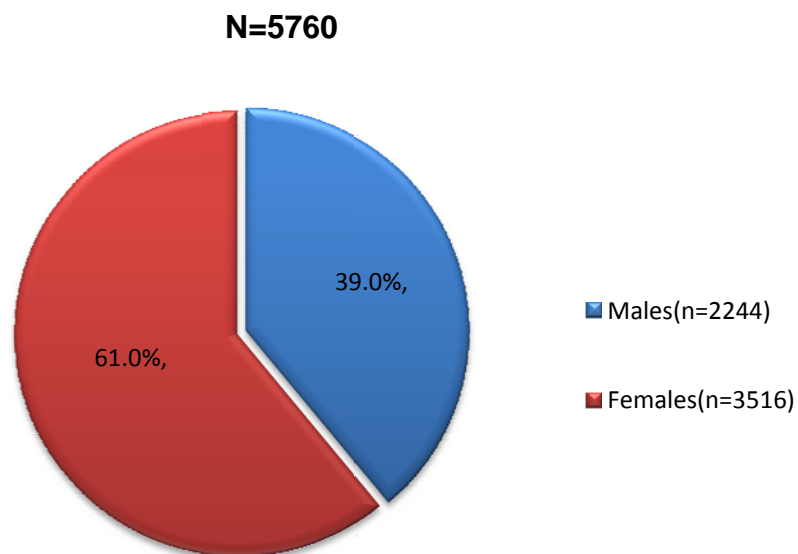


Figure 29: Sex distribution of participants



SIHFW: an ISO:9001:2008certified institution

39.2% of the OBC participant's were trained till March, 2011, 22.0% belonged to General category, 14.0% SC and 24.8 % ST.

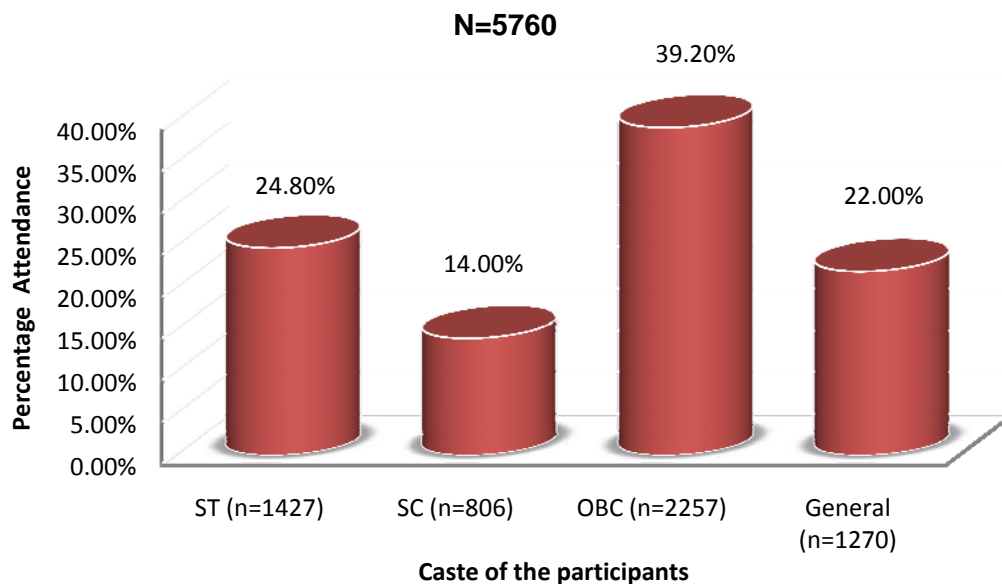


Figure 30: Caste distribution of participants

Educational level of trainees was 1-5th grade (20.7%) 5-10th standard (38.6%), 11-12th standard (8.8%) participants; passed 12th standard (7.4%). 24.4% participants were illiterate.

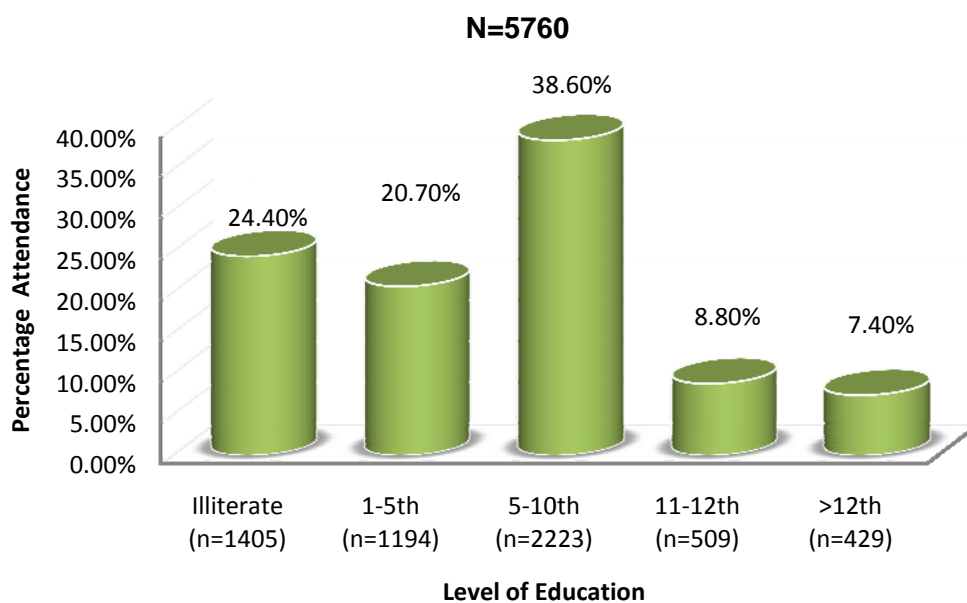


Figure 31: Level of Education of participants



SIHFV: an ISO:9001:2008certified institution

District: Churu

NGO: Borukha Charitable Trust

Total No.of Blocks: 6

Total VHSC to be trained: 888

Total Trained VHSC: 881

Batches completed: 125

VHSC trainings were initiated in churu district in June, 2010. In total, 881 VHSC's were trained against the set target of 888 (99.2%) at 6 blocks of churu covering 125 batches. Actual numbers of participants trained were 84.2% of the invited participants (5074).

There were 10.1% PRI's, 10.1% ANMs, 17.7% AWW's, 18.0% Asha Sahyogini's, 0.5% members from NGO, 0.4% members from MSS, 8.4 % SHG's, and 35.0% other members.

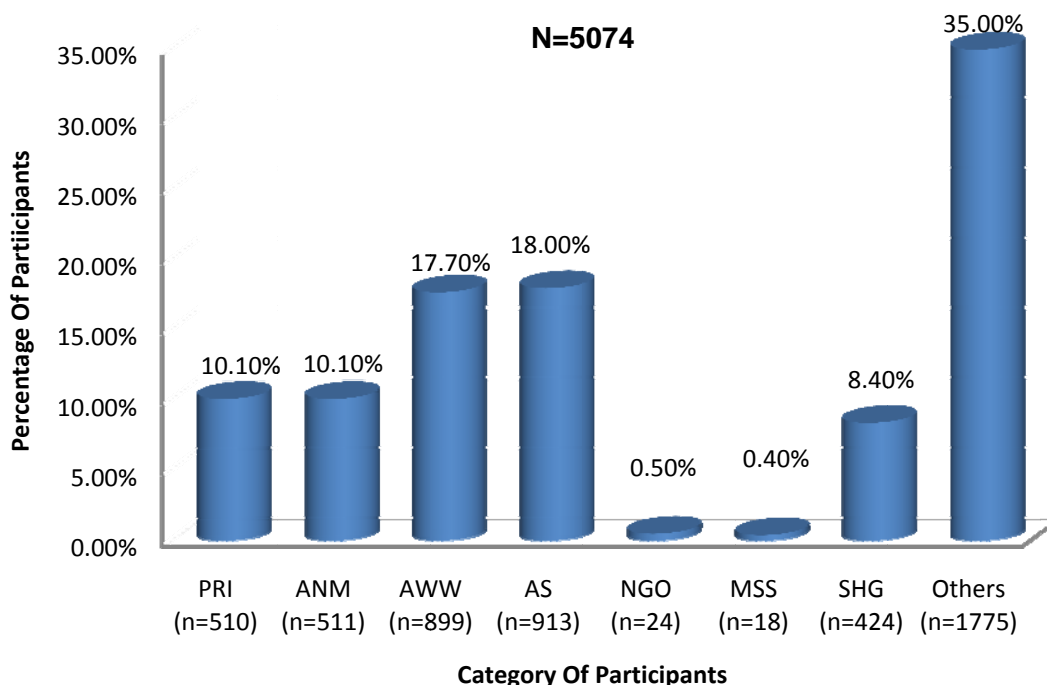


Figure 32: Category wise division of participants

66.9 % participants belonged to the age group of 25-45 years, followed by 18.2 % participants were in the age group >45 years while only 14.8 % participants who belonged to <25 years of age.



SIHFW: an ISO:9001:2008certified institution

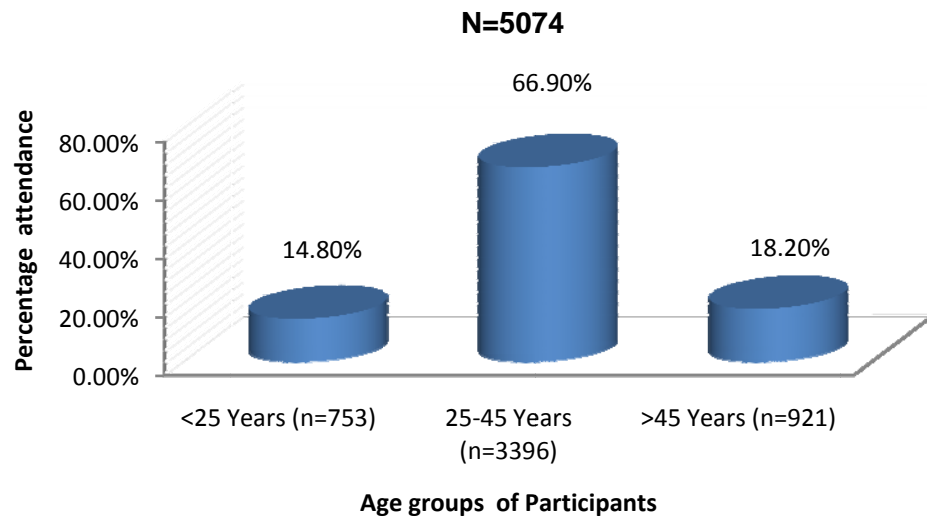


Figure 33: Age distribution of participants

76.7% Females participants were trained as compared to only 23.3% males' participants

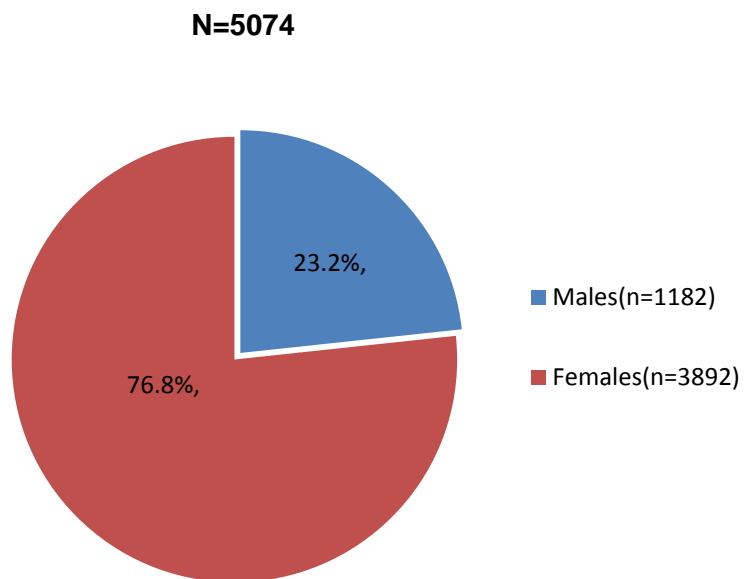


Figure 34: Sex distribution of participants

54.4% of the OBC participant's attended the training sessions while 23.0% General category participants attended the trainings as compared to 1.1% and 21.5 % participants who belonged to SC and ST categories, respectively.



SIHFW: an ISO:9001:2008certified institution

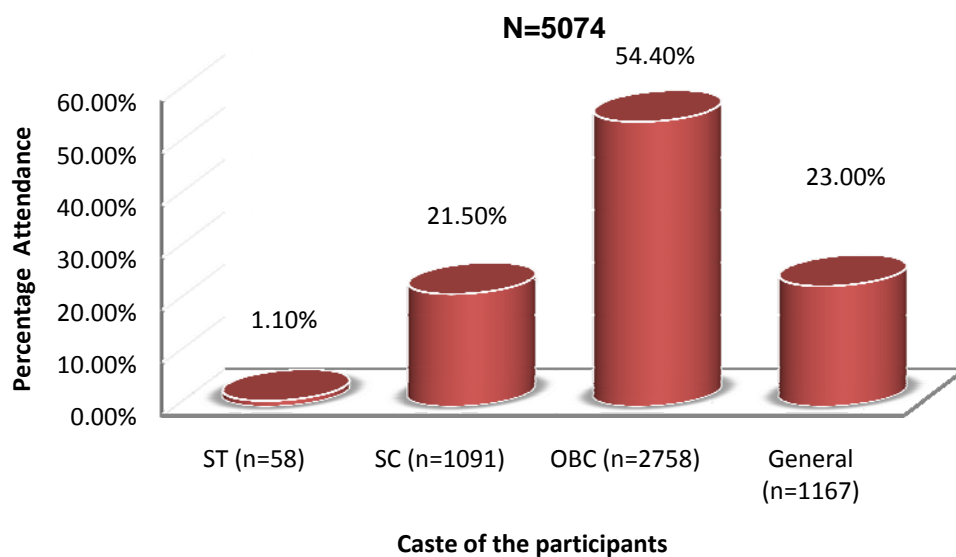


Figure 35: Caste distribution of participants

Note: Data on education level of participants was not obtained from the start from the NGO



SIHFW: an ISO:9001:2008certified institution

District: Dausa

NGO: Mata Shree Gomati Devi (MSGD)

Total No.of Blocks: 5

Total VHSC to be trained: 1113

Total Trained VHSC: 769

Batches completed: 110

In Dausa district VHSC trainings are being undertaken in 5 blocks completing 72.3% of the total VHSC's to be trained till March 2012. 86.7% participants were trained out of 5383 invited participants.

The total participants trained can be divided into 13.7% PRI's, 4.7% ANMs, 13.3% AWW's, 15.2% Asha Sahyogini's, 3.1% members from NGO, 1.0% members from MSS, 7.9 % SHG's, and 41.1% were other members.

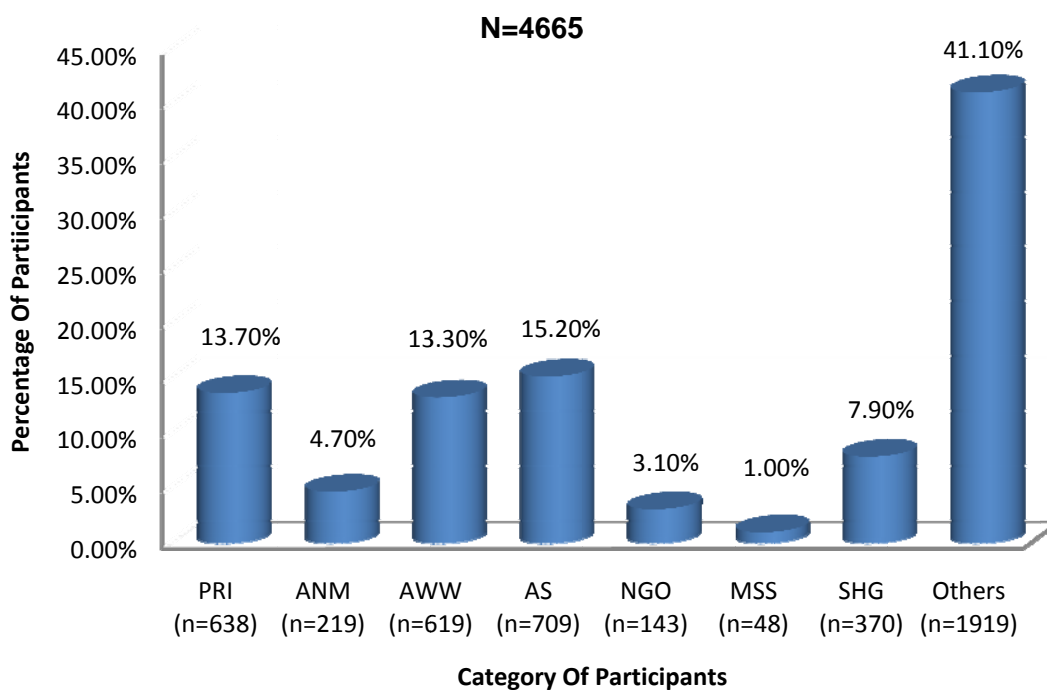


Figure 36: Category wise division of participants



SIHFW: an ISO:9001:2008certified institution

71.9 % participants belonged to the age group of 25-45 years, followed by 11.2 % participants from age group >45 years while only 16.9% participants who belonged to <25 years of age group.

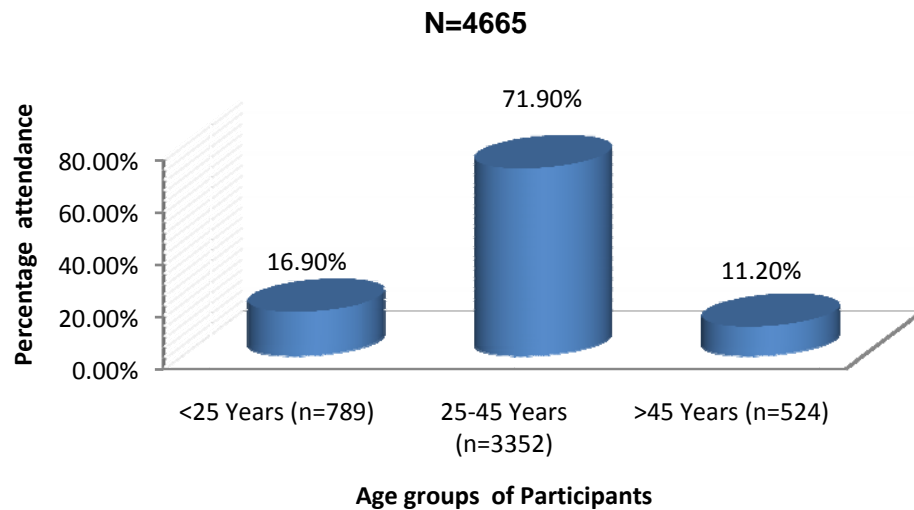


Figure 37: Age distribution of participants

94.0% Females participants as compared to only 36.0% males appeared for the training.

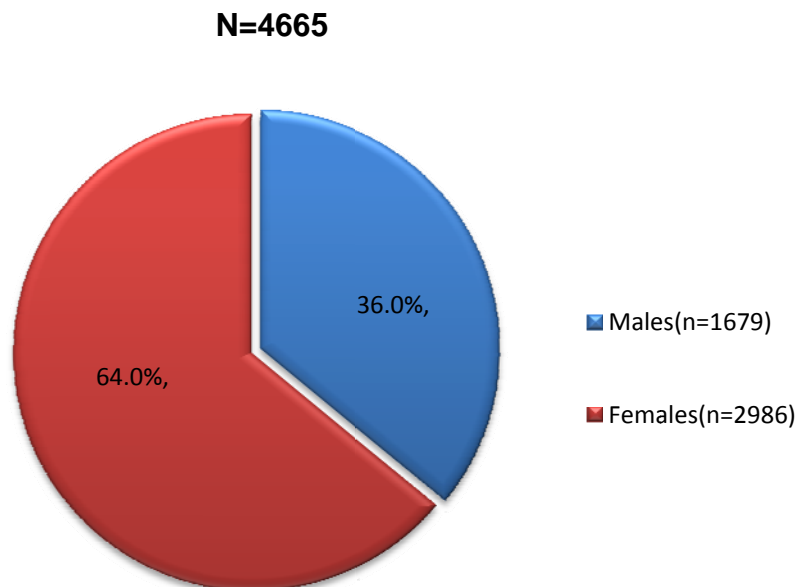


Figure 38: Sex distribution of participants



SIHFW: an ISO:9001:2008certified institution

Category specific distribution of participants was 26.9 % OBC 30.6 % ST, 16.6% SC and 25.8 % participants belonged to general category.

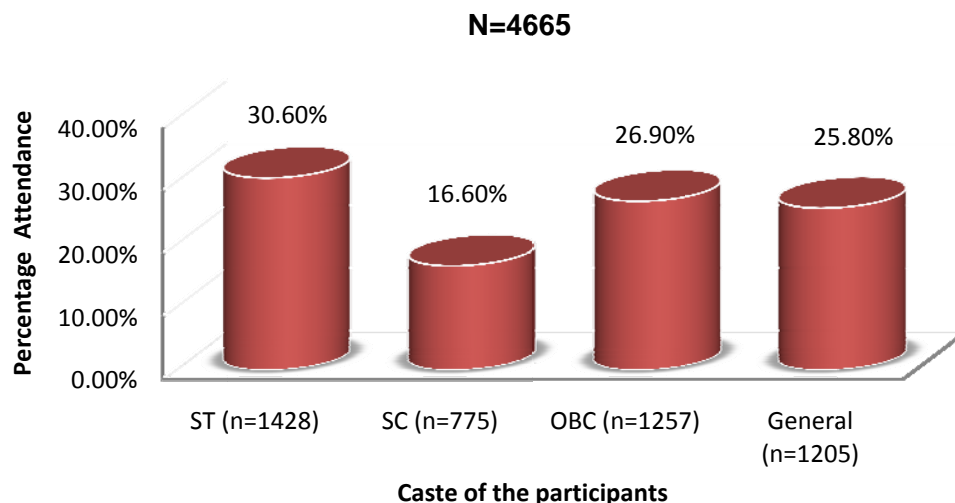


Figure 39: Caste distribution of participants

20.1% of the participants were educated upto 1-5th grade another 50.6% had their education upto 5-10th standard, 9.9% participants studied till 11-12th standard and 12.7% participants passed 12th standard. Only 6.9% participants were illiterate.

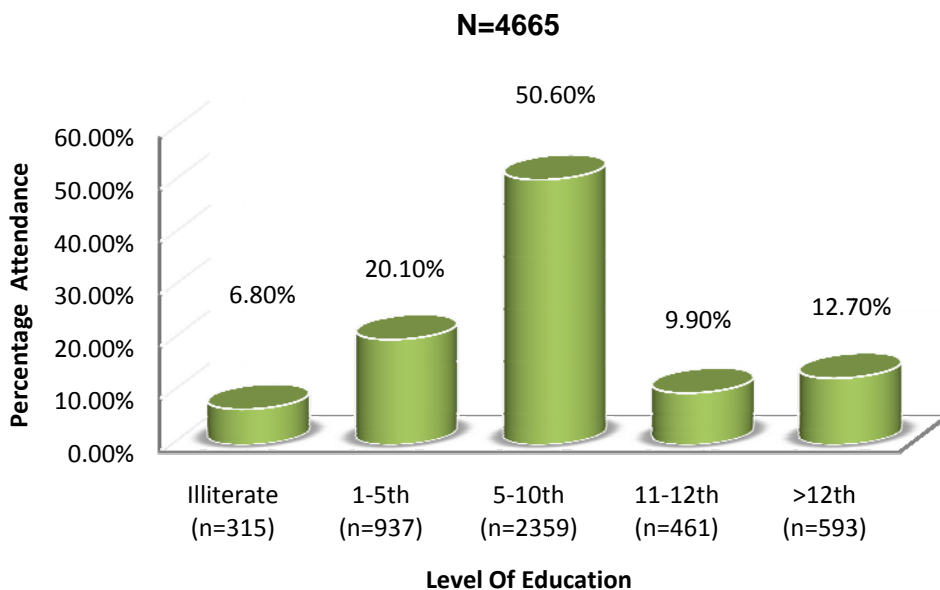


Figure 40: Level of Education of participants



SIHFW: an ISO:9001:2008certified institution

District: Dholpur

NGO: LUPIN

Total No.of Blocks: 4

Total VHSC to be trained: 799

Total Trained VHSC: 562

Batches completed: 90

LUPIN was assigned VHSC field level training at 4 Blocks of Dholpur districts. Total VHSCs trained till March 2012 is 70.3%.out of targeted 799. Total 90 batches were conducted to train 83.8% members out of the 4495 participants invited.

O the total trained,14.6% were PRI members, 7.6% ANMs, 13.8% AWW's, 15.2% ASHA Sahyogini's, 0.8% members from NGO, 1.4% members from MSS, 1.5 % SHG's, and 45.0% other members.

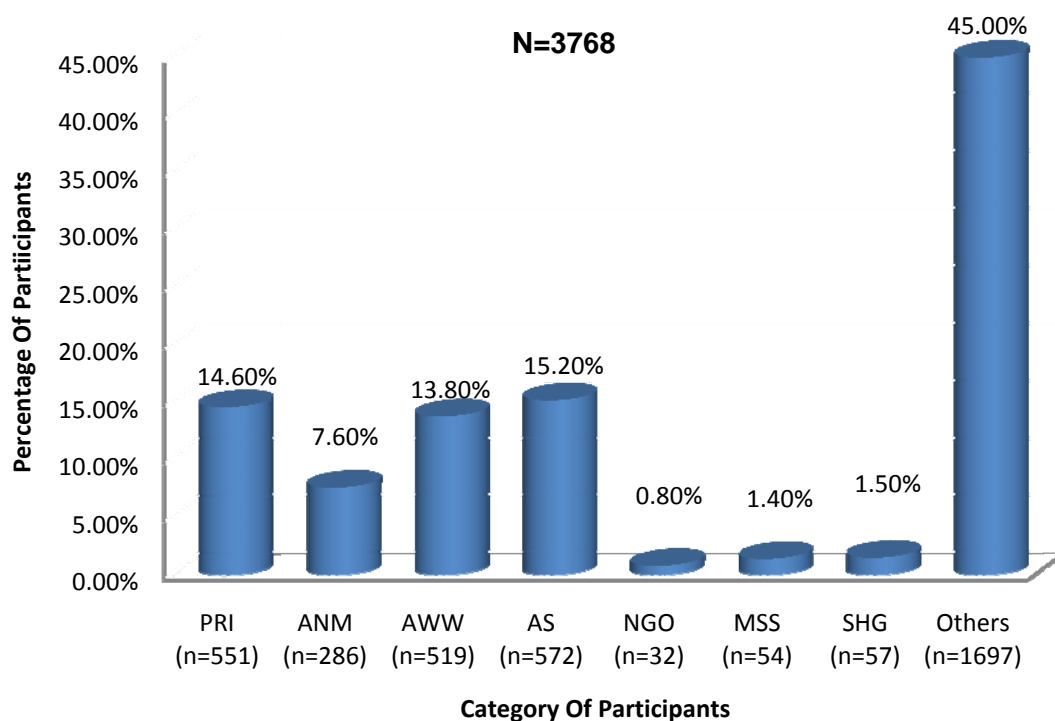


Figure 41: Category wise division of participants



SIHFW: an ISO:9001:2008certified institution

67.8 % participants belonged to the age group 25-45 years, 14.8 % participants in age group >45 years while only 17.4 % participants who belonged to <25 years age group

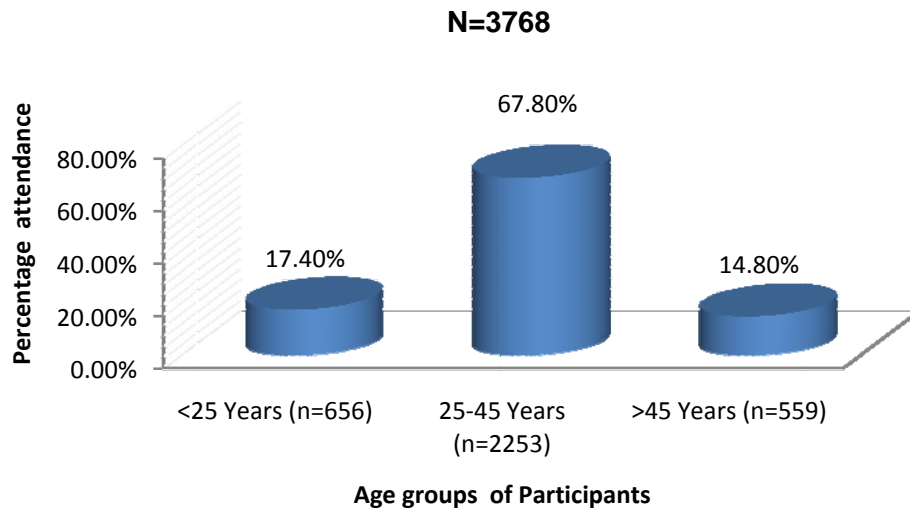


Figure 42: Age distribution of participants

Male: Female ratio of participants was 37.2%: 62.8%

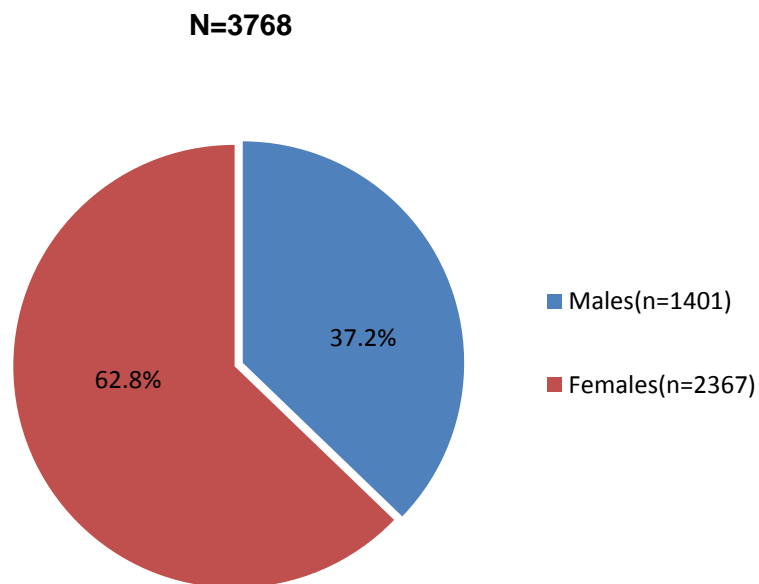


Figure 43: Sex category distribution of participants



SIHFV: an ISO:9001:2008certified institution

32.0% of the OBC, 7.7 % ST, 17.9% SC and 42.4 % general category participants attended the training

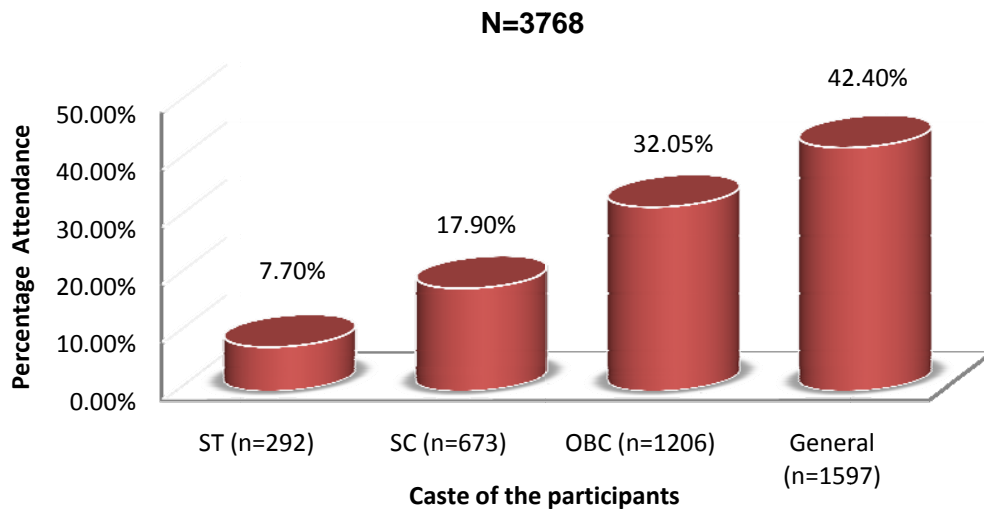


Figure 44: Caste distribution of participants

Distribution of Participants according to educational level was, 1-5th grade: 23.4%, 5-10th standard: 41.1%, 11-12th standard: 13.5%, 12th standard: 12.8%, Illiterate: 9.2%

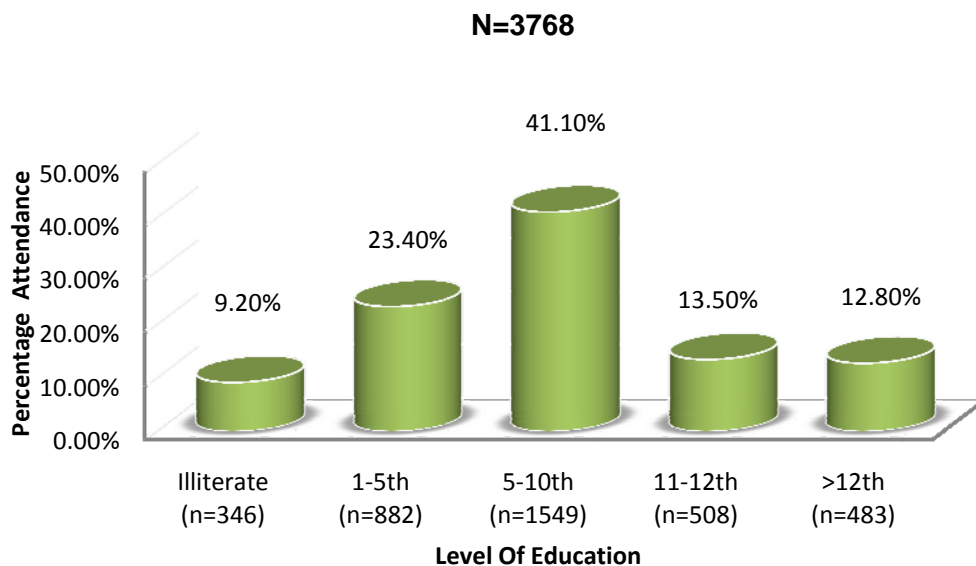


Figure 45: Level of Education of participants



SIHFW: an ISO:9001:2008certified institution

District: Dungarpur

NGO: BCT

Total No.of Blocks: 5

Total VHSC to be trained: 900

Total Trained VHSC: 859

Batches completed: 126

The total VHSCs trained in dungarpur district till March 2012, are 95.4% against the constituted target of 900. 87.4 % of the invited participants (6354) were trained in 126 batches.

The total participants trained are divided into 16.4% PRI's, 11.8% ANMs, 19.0% AWW's, 18.3% Asha Sahyogini's, 0.1% members from NGO, 0.2% members from MSS, 16.3 % SHG's, and 17.9% were other members.

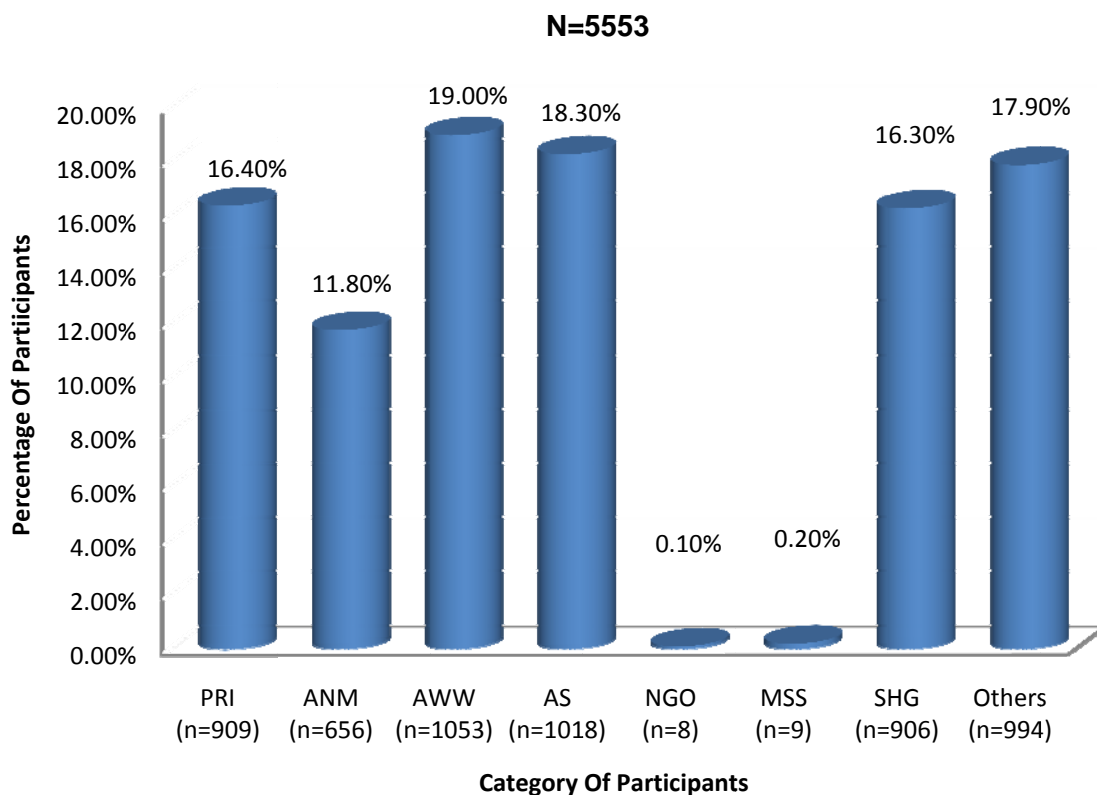


Figure 46: Category wise division of participants



SIHFW: an ISO:9001:2008certified institution

72.6 % participnats belonged to the age group of 25-45 years, followed by 11.8 % participants were in age group >45 years while only 15.5% participnats belongining to <25 years age group

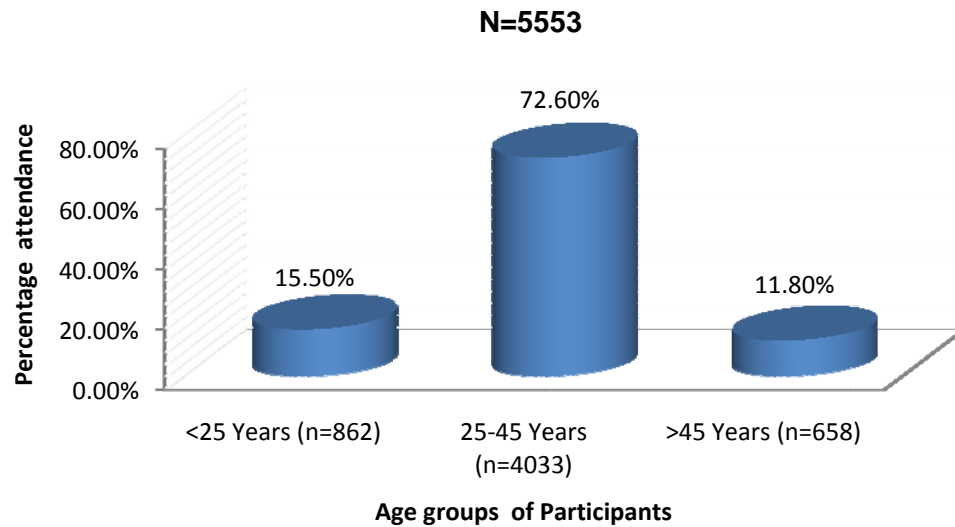


Figure 47: Age distribution of participants

80.2% Female participants appeared for the training as compared to only 19.8% male participants

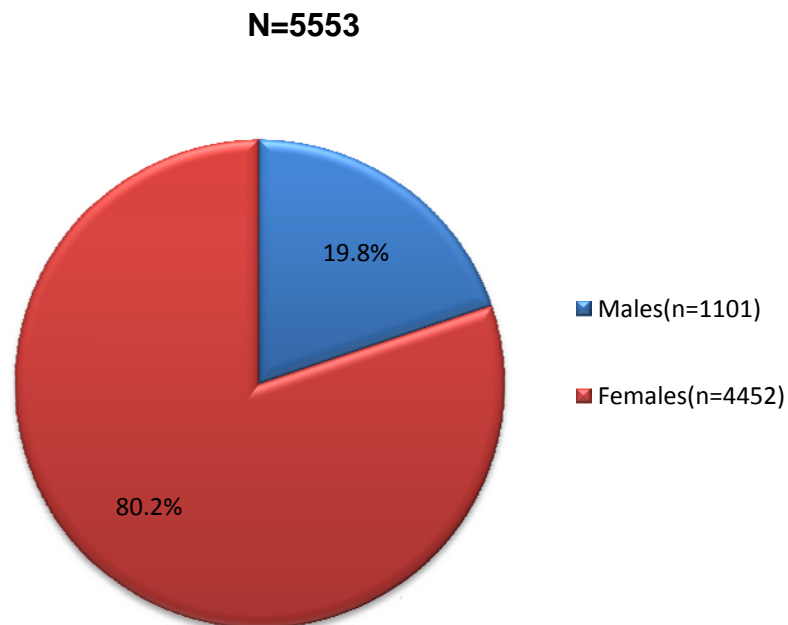


Figure 48: Sex distribution of participants



SIHFV: an ISO:9001:2008certified institution

10.9% of the OBC participant's attended the training sessions while **68.9 % participants belonged to ST category** as compared to 6.1% and 14.1 % participants who belonged to SC and general categories, respectively.

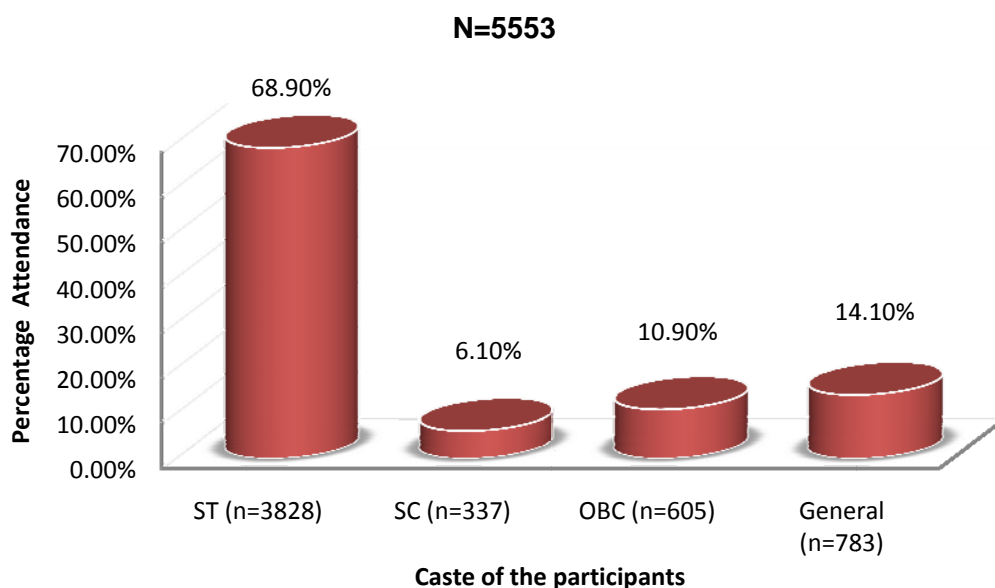


Figure 49: Caste distribution of participants

The educational level of the participants is depicted in the following bar diagram

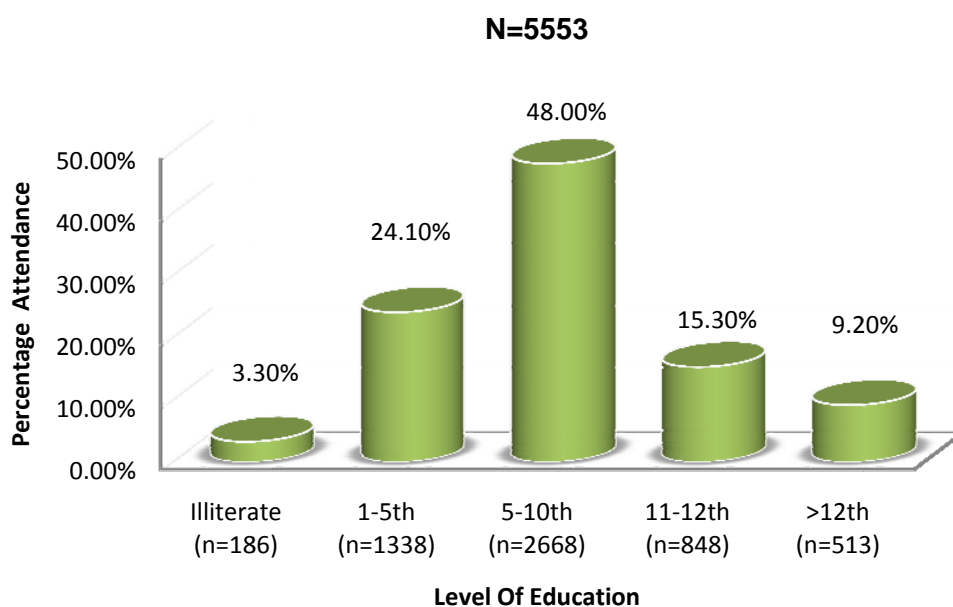


Figure 50: Level of Education of participants



SIHFW: an ISO:9001:2008certified institution

District: Ganganagar

NGO: Maharishi Dayananad Vikas Samiti (MDVS)

Total No.of Blocks: 7

Total VHSC to be trained: 2733

Total Trained VHSC: 2678

No. of batches completed: 258

The training at Ganganagar district started as early as May, 2010 owing to its large number of VHSC's to be trained .The total of 98.0 % VHSC were trained till March 2012 .

The total of Actual participants (11814) can be split into 10.5% PRI Members, 4.0% ANMs, 9.7% AWW, 8.8% Asha Sahyogini's, 1.6% members form NGO, 1.2% members from MSS 8.6% SHG members and 55.6% others.

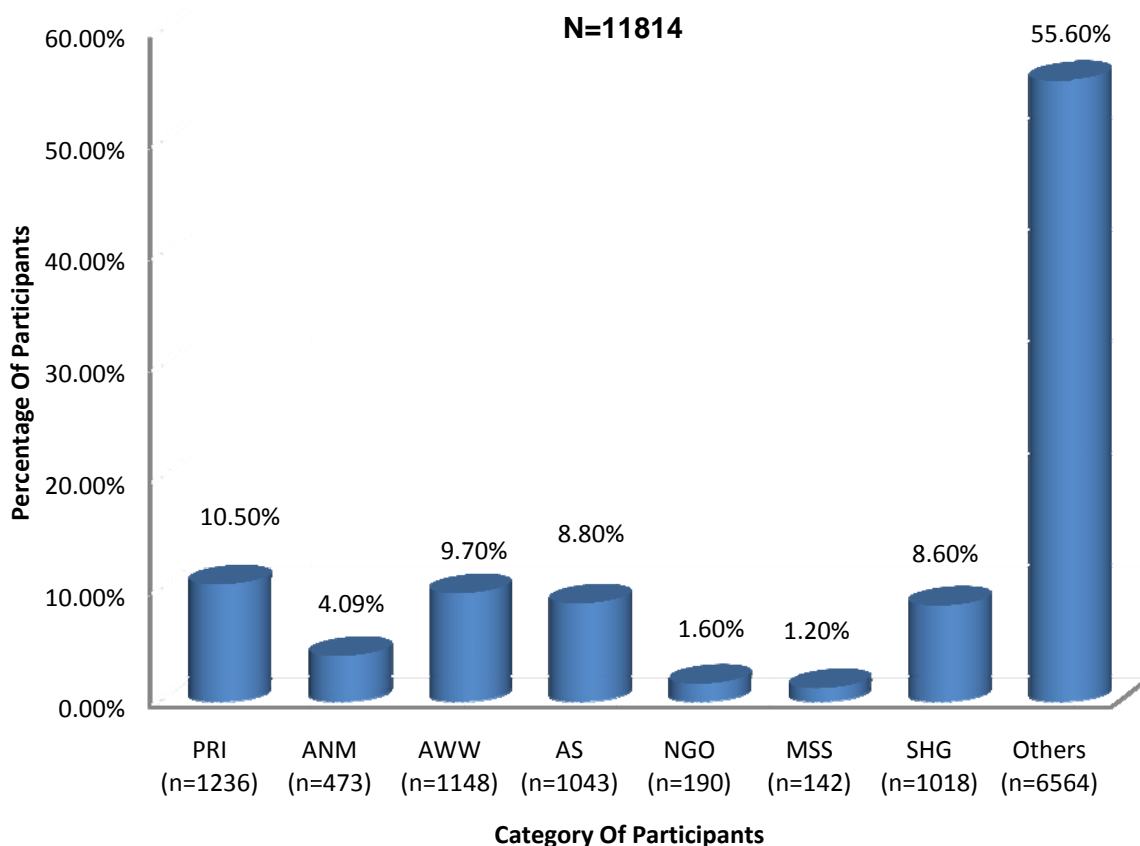


Figure 51: Category wise division of participants

The age distribution of the participants is reflected in the bar diagram below where 65.7 % belonged to age group of 25-45 years.

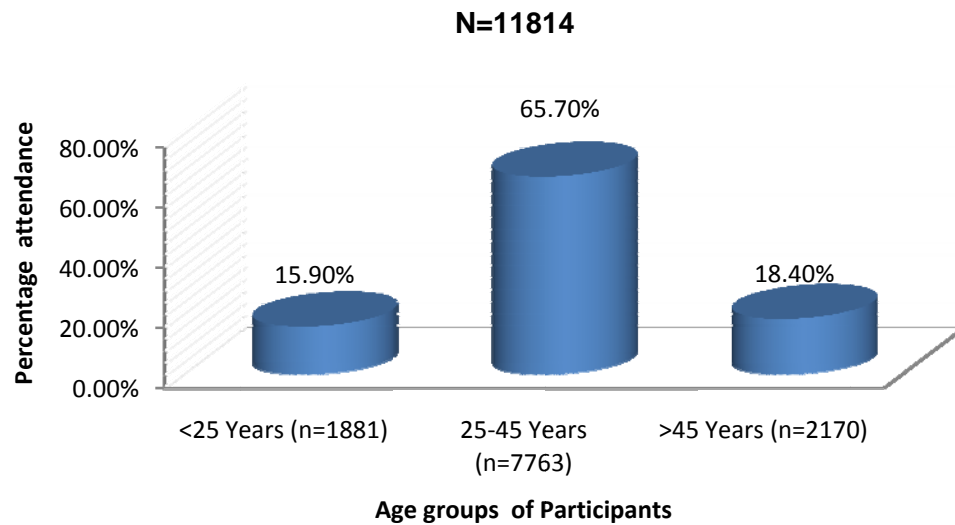


Figure 52: Age distribution of participants

Female participation was much higher (61.0%) compared to 39.0% male participants

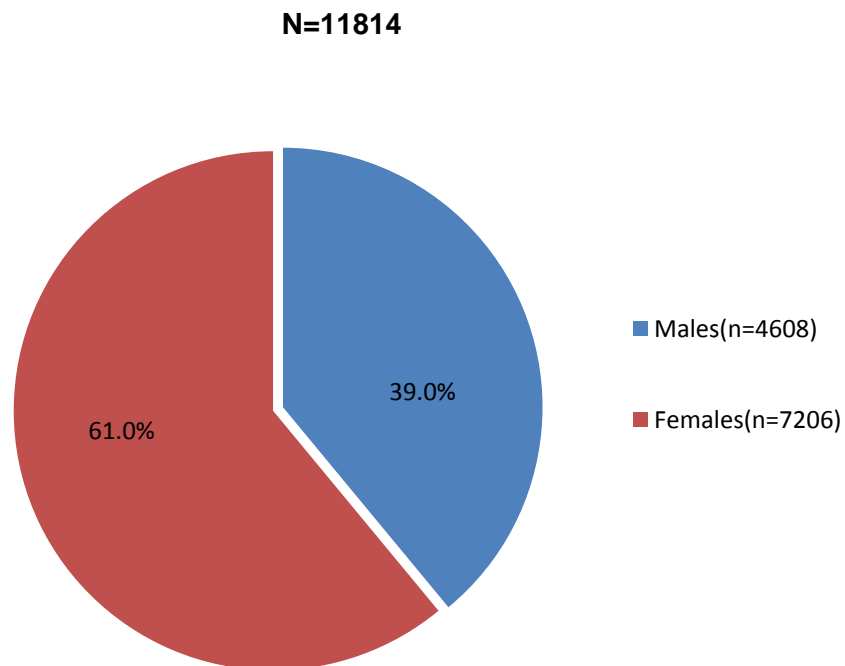


Figure 53: Sex distribution of participants



SIHFW: an ISO:9001:2008certified institution

With 49.5% of OBC participants, ST accounted for only 0.2 %, SC for 40.0% and 10.3 % participants belonged to general category.

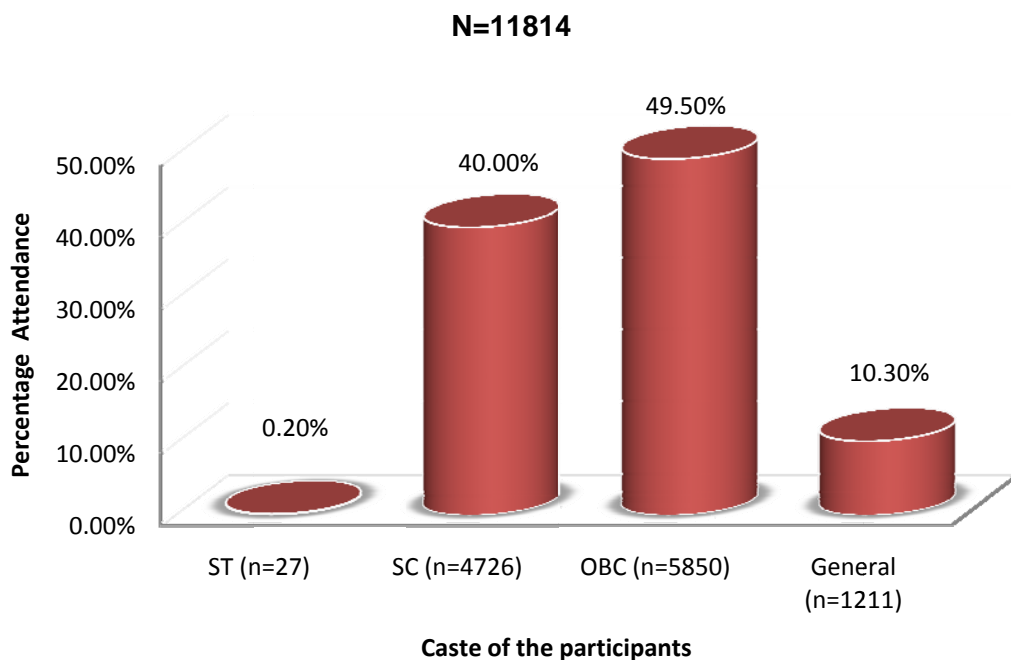


Figure 54: Caste distribution of participants

Maximum (41.2%) had their education upto 5-10th standard followed by 27.1% in the range of 1-5th grade and another 9.8% with education upto 11-12th standard and 8.0% participants who cleared 12th standard.13.8% participants were illiterate.

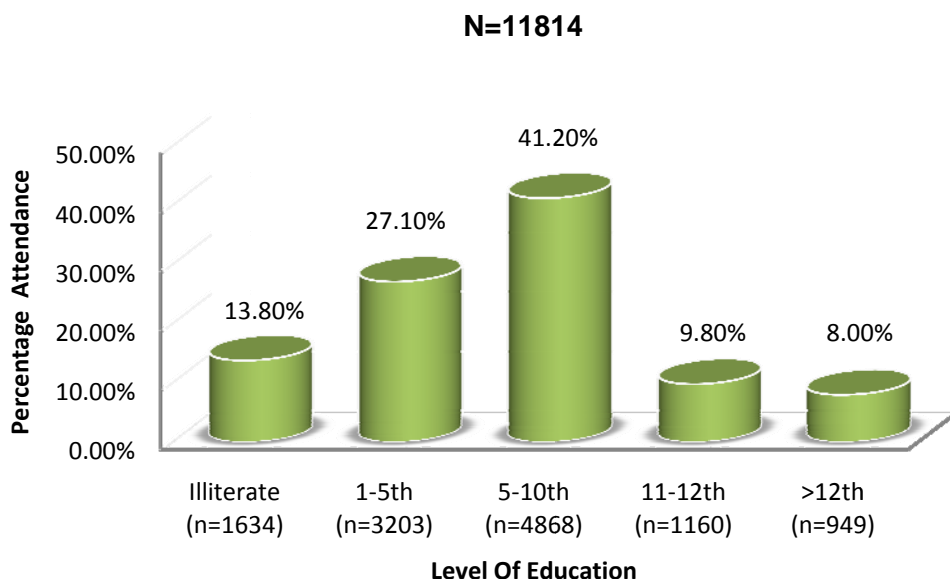


Figure 55: Level of Education of participants



SIHFW: an ISO:9001:2008certified institution

District: Hanumangarh

NGO: URMUL

Total No.of Blocks: 3

Total VHSC to be trained: 1775

Total Trained VHSC: 1775

No of batches completed: 157

URMUL at hanumangrah successfully completed 100 % of the targeted 1775 by March 2012. A total of 93.1 % of the invited participants (7896) were trained in 157 batches.

12.1% PRI's, 5.3% ANMs, 9.1% AWW's, 8.9% Asha Sahyogini's, 9.4% members from NGO, 4.2% members from MSS, 8.3 % SHG's, and 42.7% other members, were trained .

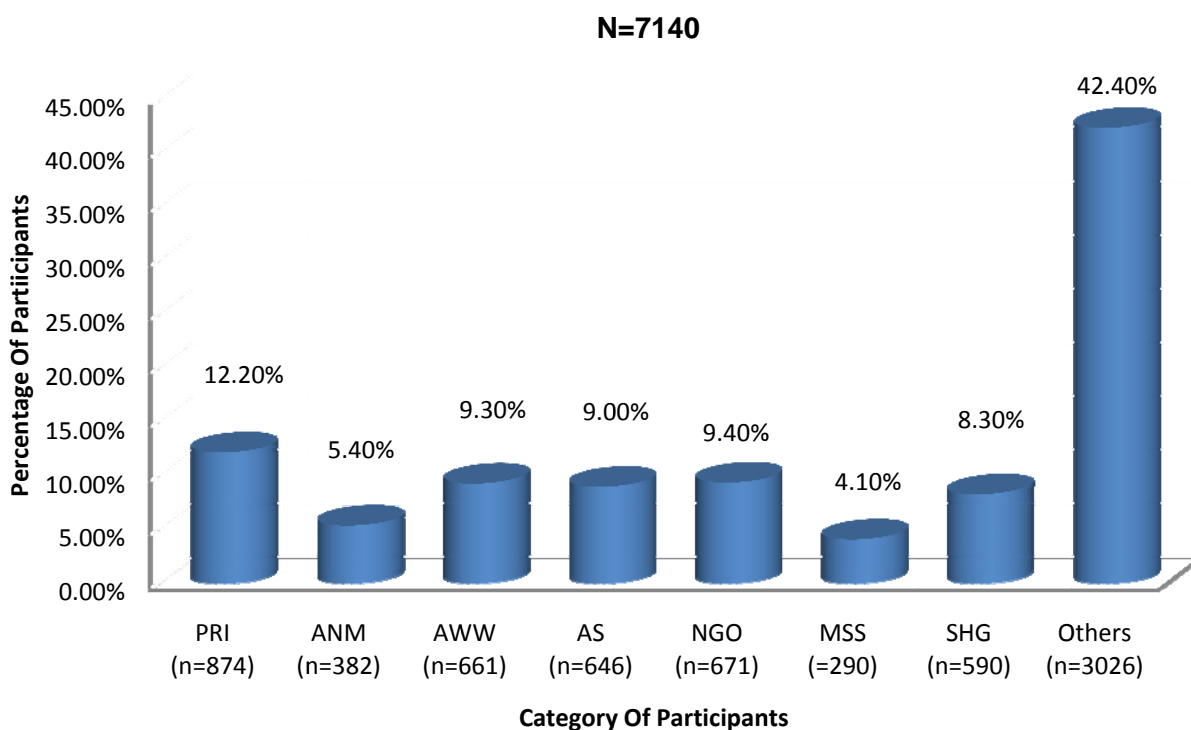


Figure 56: Category wise division of participants



SIHF: an ISO:9001:2008certified institution

60.7 % participants belonged to the age group 25-45 years, followed by 22.8 % participants were from <25 years age group while only 16.5% participants who belonged to >45 years age group

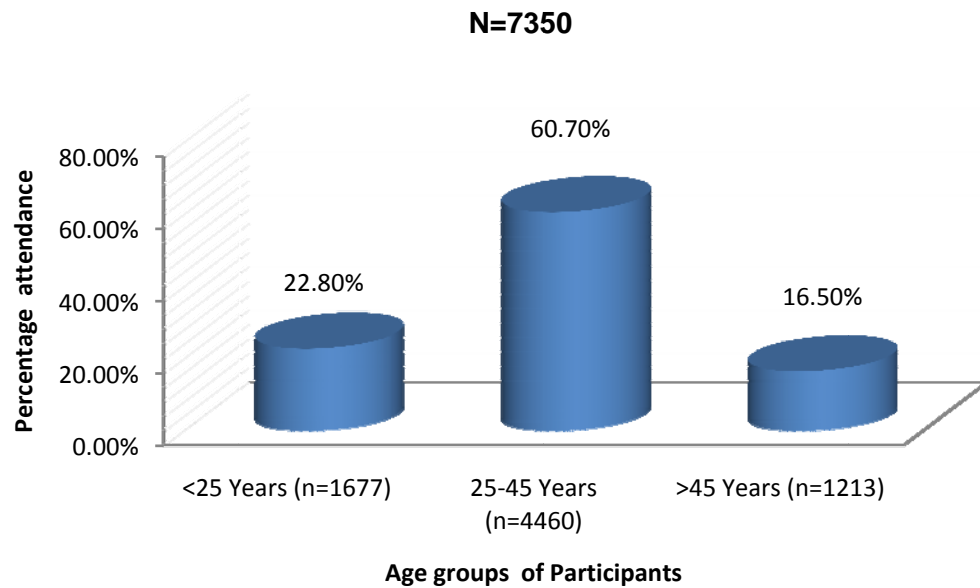


Figure 57: Age distribution of participants

57.4% Female participants appeared for the training as compared to only 42.6% male participants

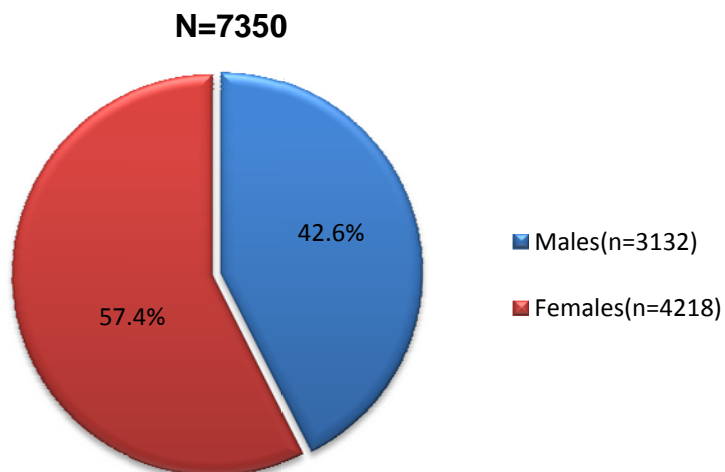


Figure 58: Sex distribution of participants



SIHFW: an ISO:9001:2008certified institution

57.6% of the OBC participants attended the training sessions while 0.2 % participants belonged to ST category participants attended the trainings as compared to 31.5% and 10.7% participants who belonged to SC and general categories.

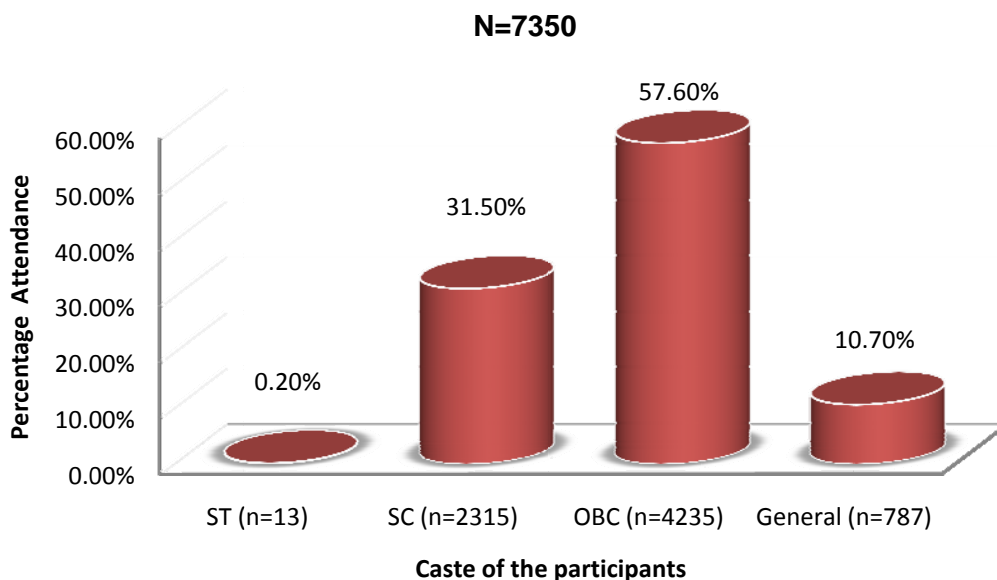


Figure 59: Caste distribution of participants

41.9% of the participants with schooling upto 5-10th standard, the educational levels of others are expressed as the bar diagram below:

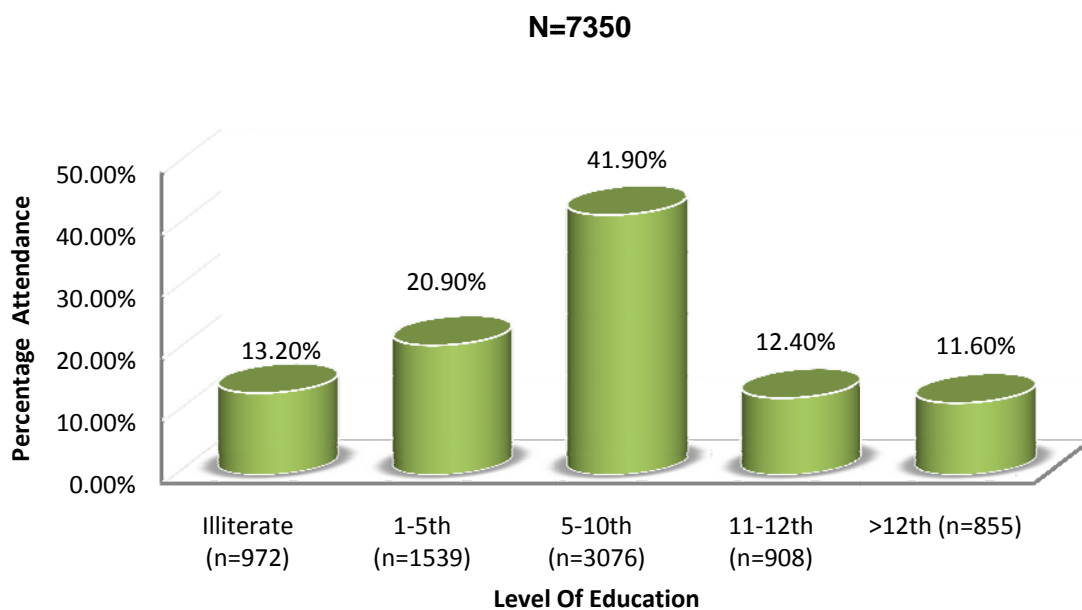


Figure 60: Level of Education of participants



SIHFW: an ISO:9001:2008certified institution

District: Jaipur

NGO: VISHAKHA

Total No.of Blocks: 13

Total VHSC to be trained: 2177

Total Trained VHSC: 1947

No of batches completed: 286

Jaipur being a big district is divided into two i.e. Jaipur I and II, having a total of 13 blocks with 2161 VHSCs to be trained of which only 1947 (89.6%) has been accomplished till March, 2012 covering 12063 (79.7%) participants in 286 batches.

9.3% PRI's, 5.3% ANMs, 18.6% AWW's, 15.0% Asha Sahyogini's, 0.5% members from NGO, 0.3% members from MSS, 3.9 % SHG's, and 47.0% were other members, that were trained by NGO.

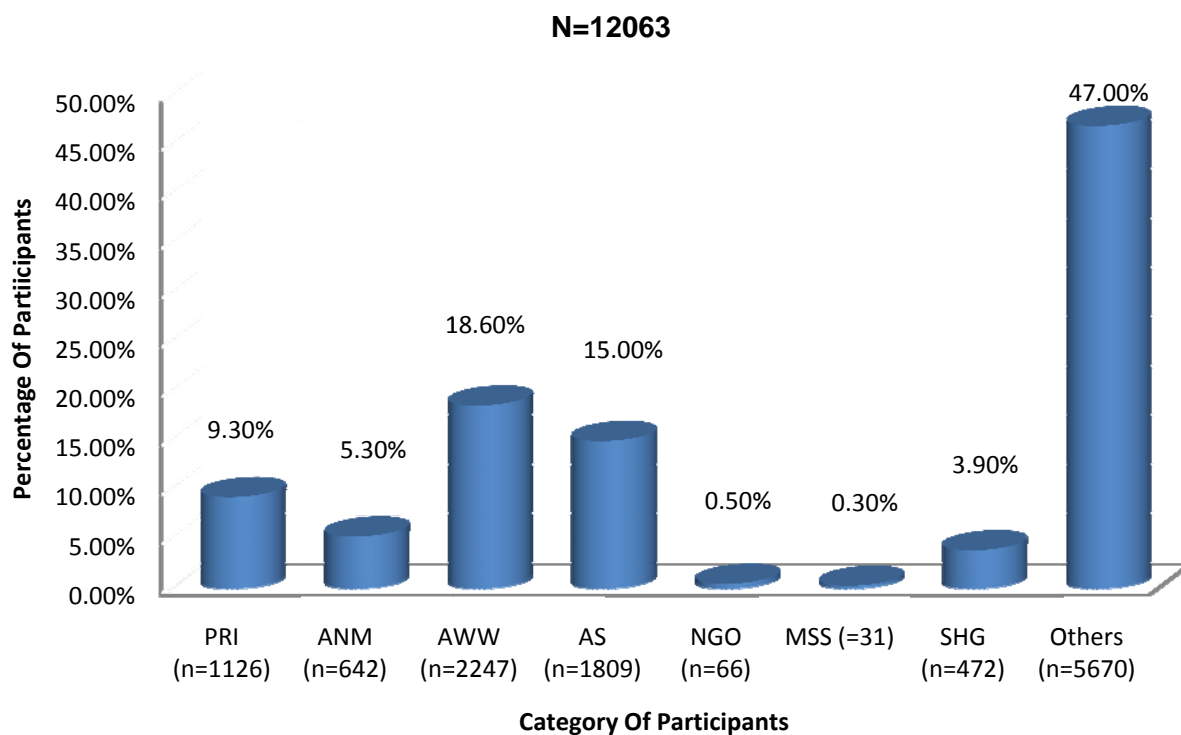


Figure 61: Category wise division of participants



SIHFW: an ISO:9001:2008certified institution

The age distribution of participants is 25-45 years (72.4 %) <25 years age group (13.2%), >45 years of age (14.3%).

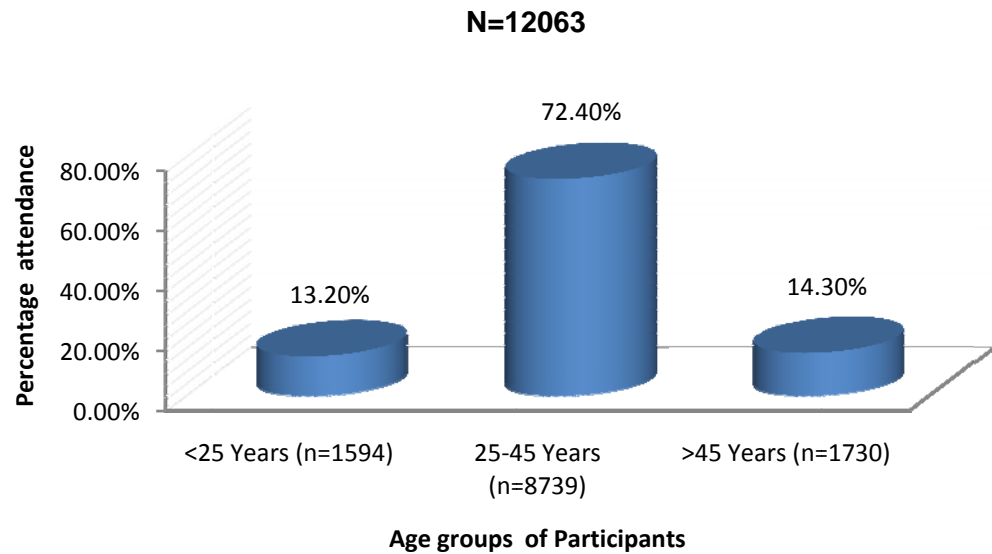


Figure 62: Age distribution of participants

Female participants (77.6%) clearly outnumbered the male participants (22.4%)

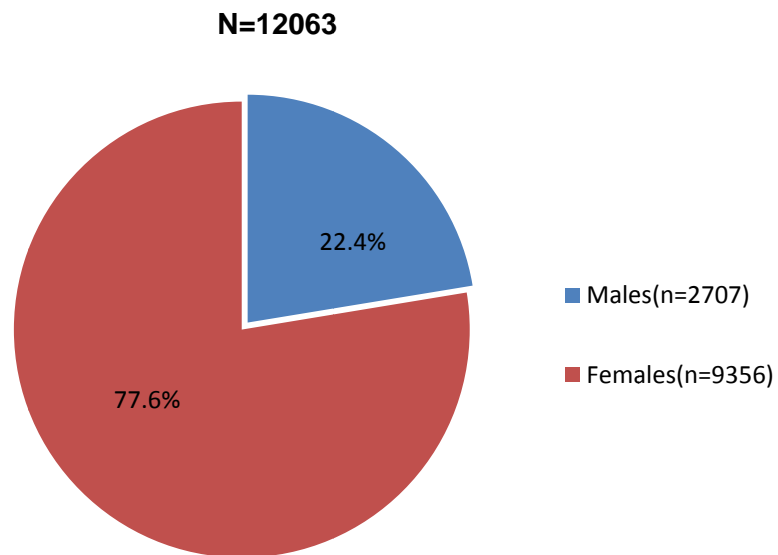


Figure 63: Sex distribution of participants



SIHFW: an ISO:9001:2008certified institution

Class specific distribution shows 41.6% OBC, 11.2 % ST, 18.0% SC and 29.2% participants from general category.

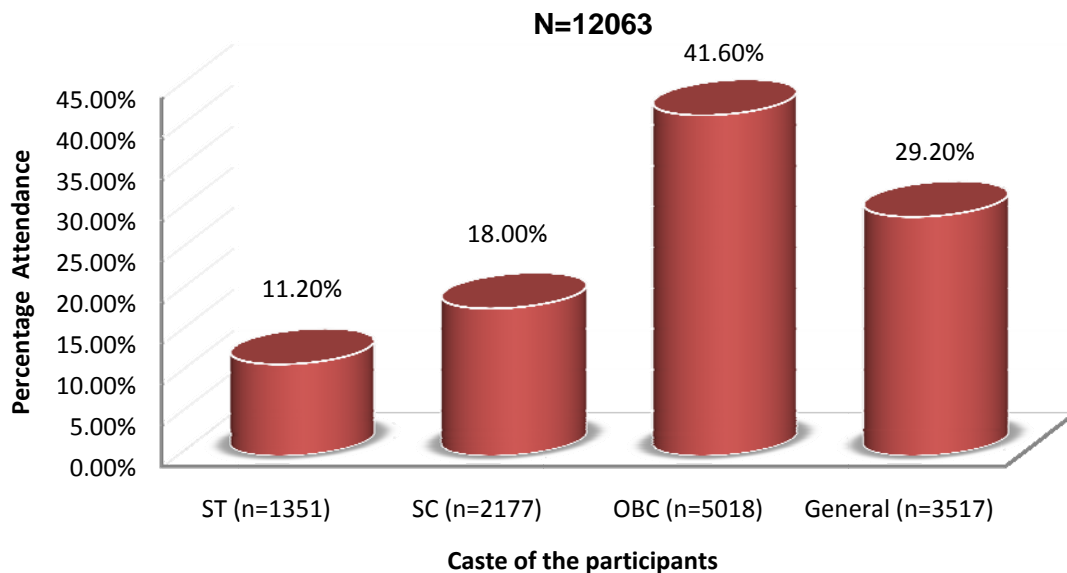


Figure 64: Caste distribution of participants

22.3% of the participants had schooling upto primary level, 46.3%, upto secondary, 8.3% participants upto 11-12th standard and 11.8% participants completed their 12th standard. 11.3% participants were illiterate.

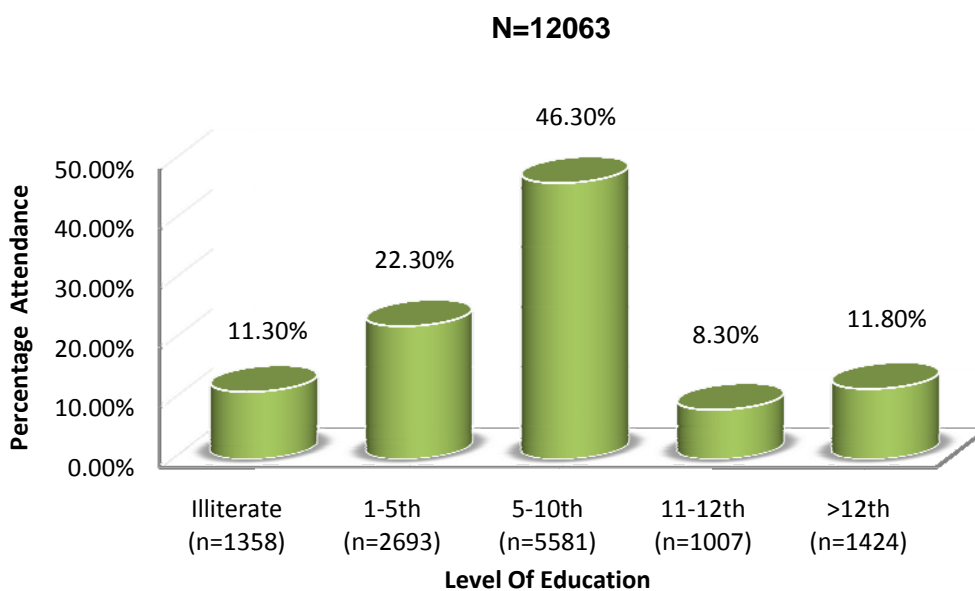


Figure 65: Level of Education of participants



SIHFW: an ISO:9001:2008certified institution

District: Tonk

NGO: CECOEDECON

Total No.of Blocks: 6

Total VHSC to be trained: 1080

Total Trained VHSC: 1074

No of batches completed: 151

The training at Tonk started in the first week of month of June, 2010. 151 batches (99.4%) were conducted till March 2012. 80.7% participants were trained of the invited 7512 participants.

Of the total trained 12.9% were PRI members, 5.9% ANMs, 13.4% AWW's, 10.9% ASHA Sahyogini's, 3.3 % NGO's, 1.5% MSS's 13.5% SHG's and 38.7% were other members.

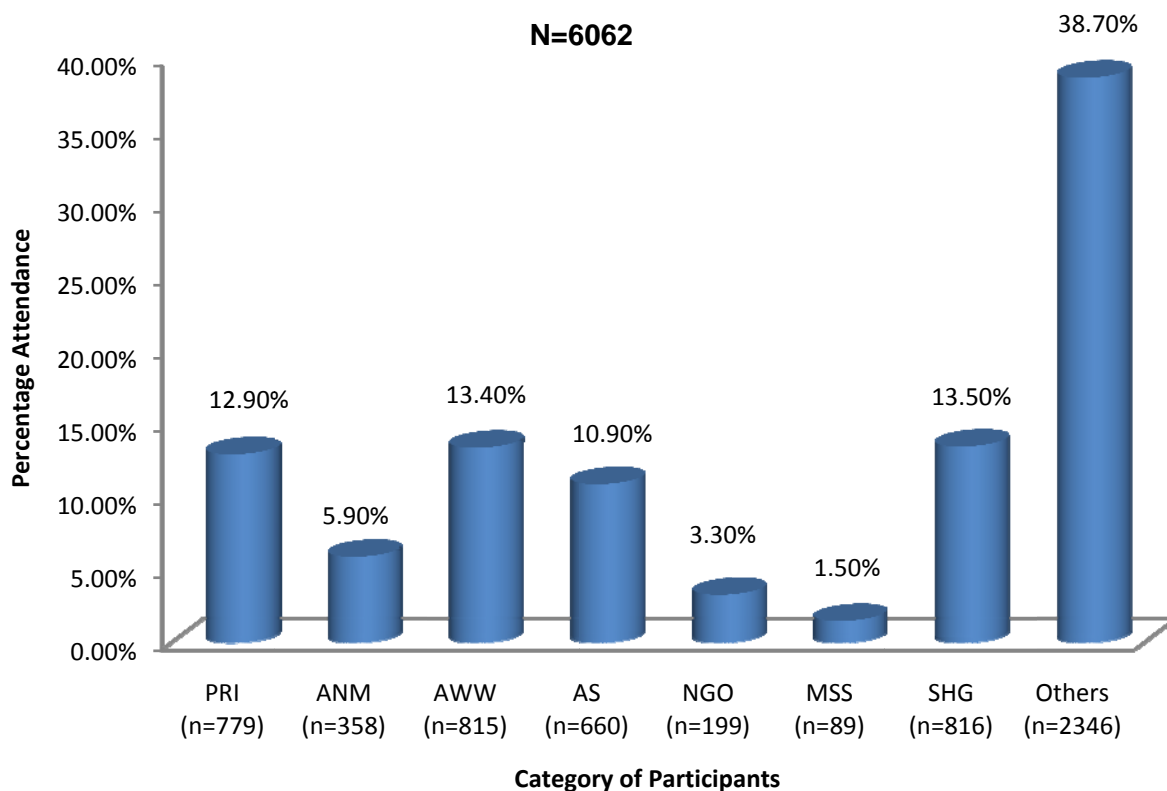


Figure 66: Category wise division of participants



SIHFW: an ISO:9001:2008certified institution

70.5 % participants belonged to the age group 25-45 years, 17.2% participants were in <25 years age group while only 12.3 % participants were from age group >45 years.

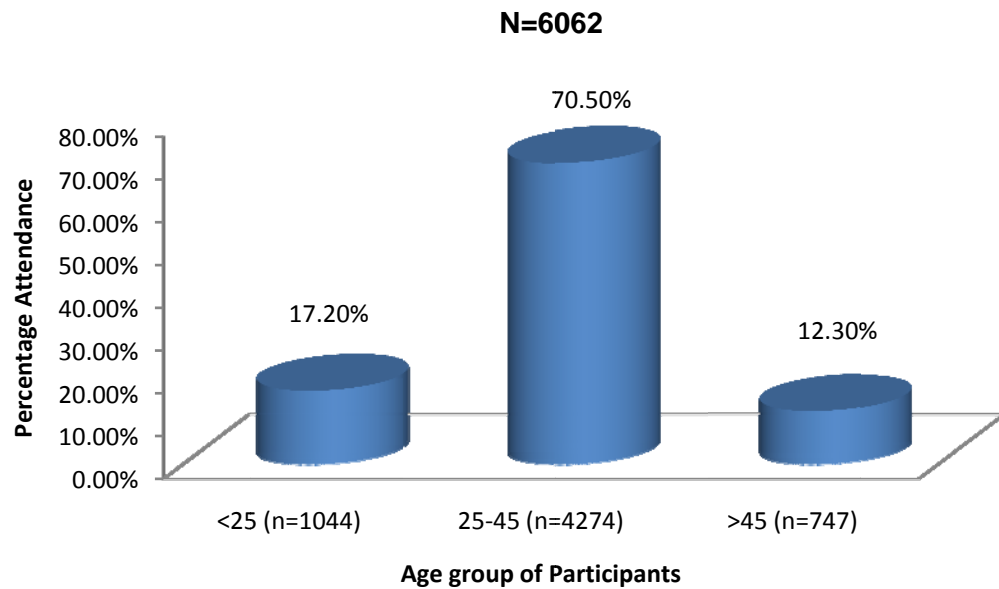


Figure 67: Age distribution of participants

63.6% Females participants appeared for the training as compared to only 36.4% male participants

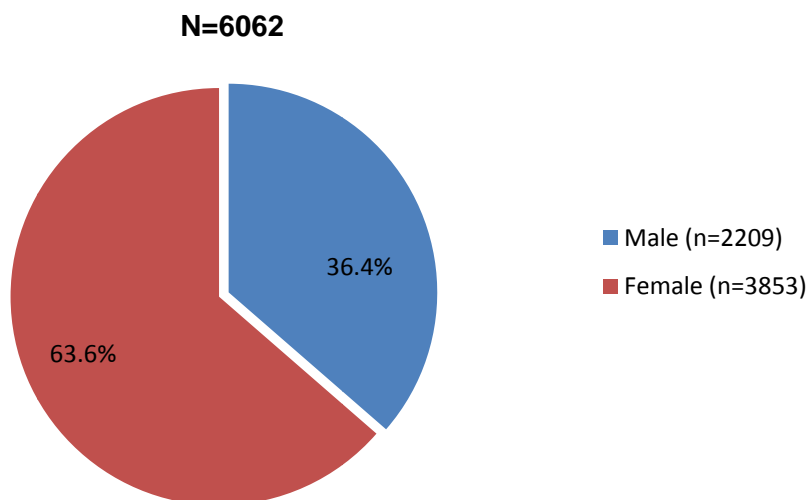


Figure 68: Sex distribution of participants



SIHFW: an ISO:9001:2008certified institution

48.1% of the OBC participants attended the training sessions while 23.4% General category participants attended the trainings as compared to 14.3% and 14.2 % participants who belonged to SC and ST categories, respectively.

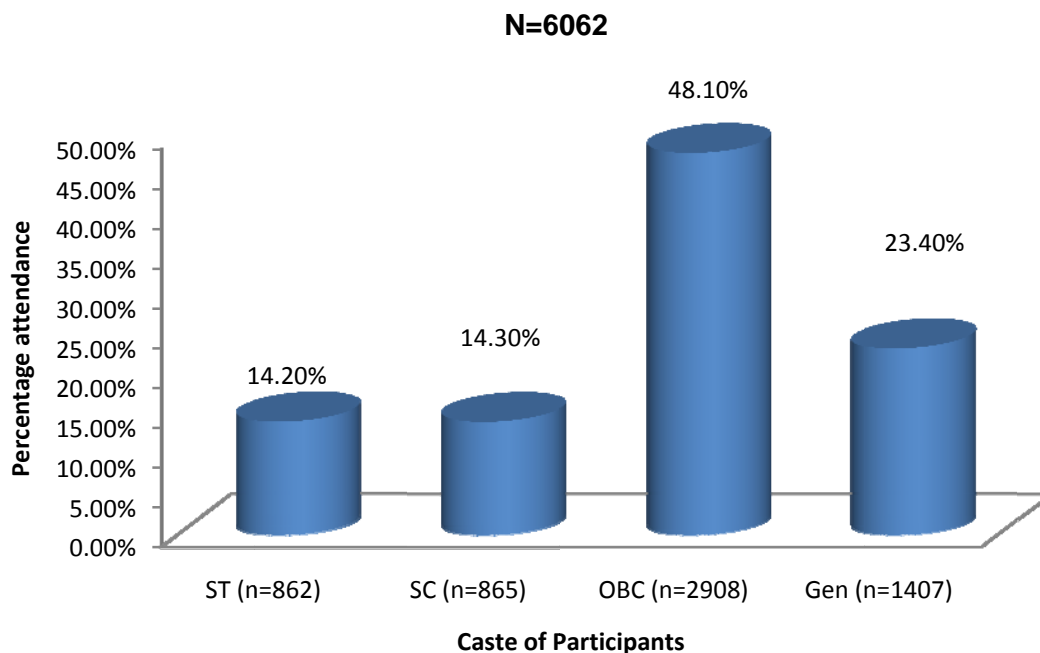


Figure 69: Caste distribution of participants

6.5% participants were illiterate. 29.1% of the participants were educated upto primary level, 41.4% who were educated upto 5-10th standard, 10.0% participants studied till 11-12th standard and 13.0% participants passed 12th standard.

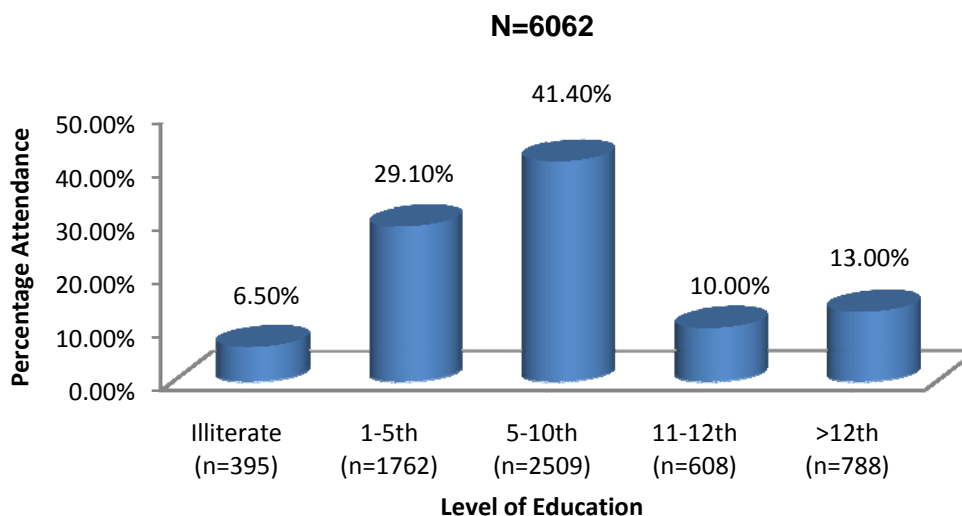


Figure 70: Level of Education of participants



SIHFW: an ISO:9001:2008certified institution

District: Sawai Madhopur

NGO: CECOEDECON

Total No.of Blocks: 5

Total VHSC to be trained: 754

Total Trained VHSC: 727

No of batches completed: 100

The training at Sawai Madhopur started in the first week of month of July, 2010. By March, 2012 a total of 100 batches were conducted completing 96.4% of the training. Actual number of participants trained was 92.0% of the invited participants (5089). A backlog of 405 (8% of the total invited participants) is still left untrained.

The distribution of participants is 11.3% PRI's, 6.9% ANMs, 14.0% AWW's, 11.9% Asha Sahyogini's, 0.5% NGO's, 0.5% MSS's, 17.7% SHG's and 37.2% were other members.

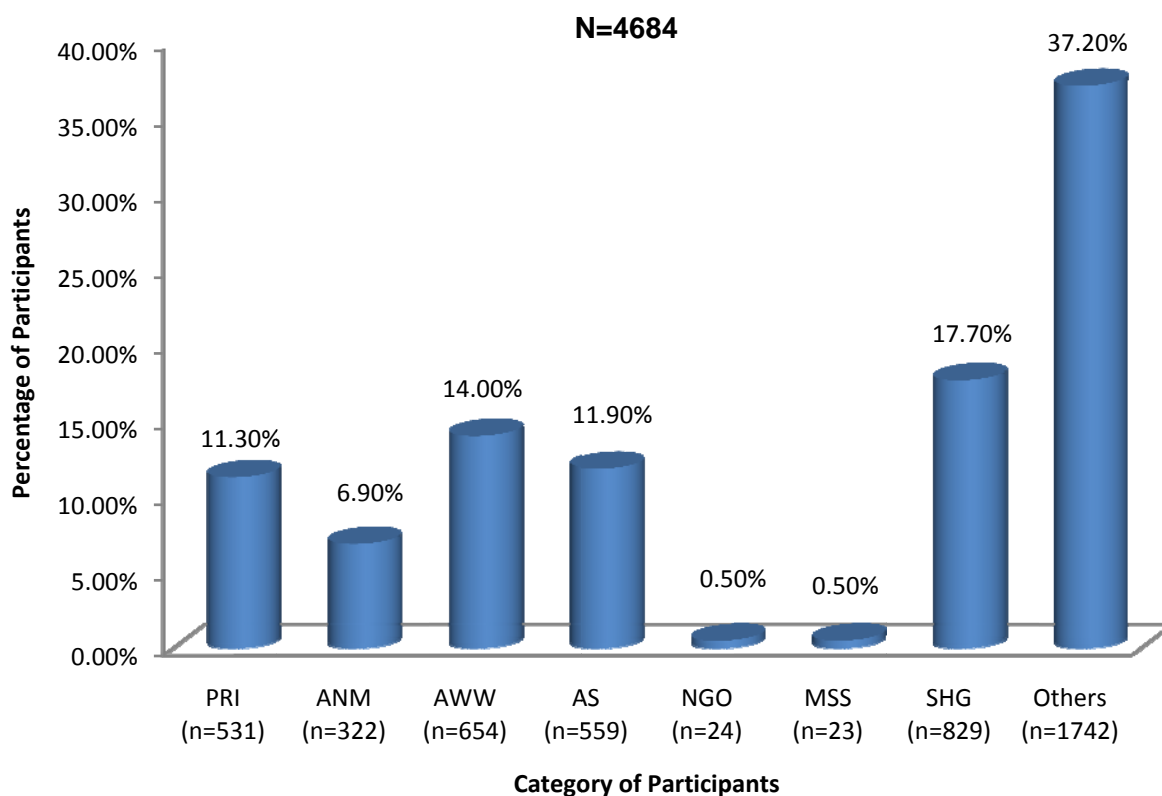


Figure 71: Category wise division of participants



SIHFW: an ISO:9001:2008certified institution

79.7 % participnats belonged to the age group 25-45 years, followed by 11.5% participnats who who were <25 years of age. Only 8.8 % participants were in age group of >45 years

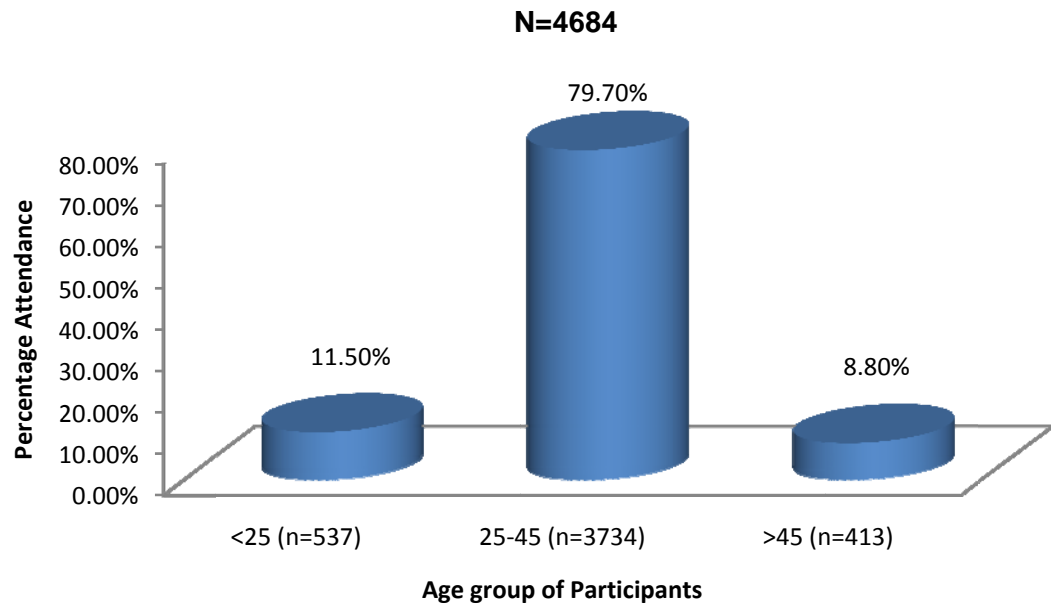


Figure 72: Age distribution of participants

Female participation (77.0%) was better compared to males (23.0%)

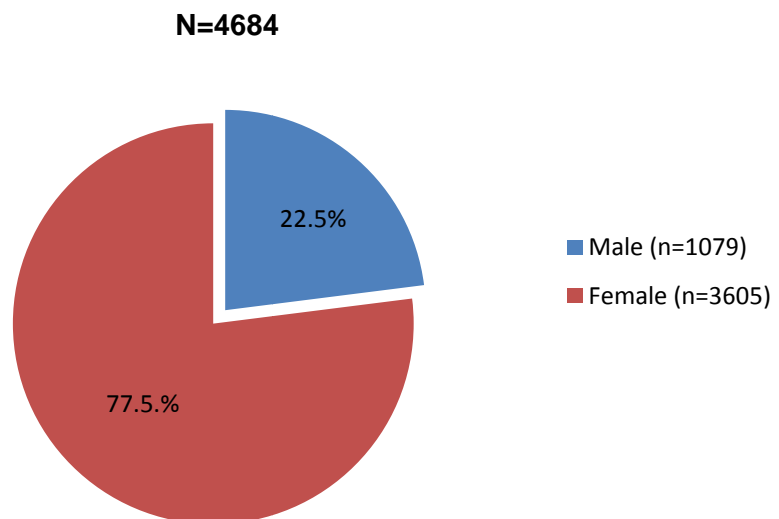


Figure 73: Sex distribution of participants



SIHFW: an ISO:9001:2008certified institution

37.6% of the OBC participants attended the training, 23.7% were from General category, 17.8% from SC and 20.9 % from ST category.

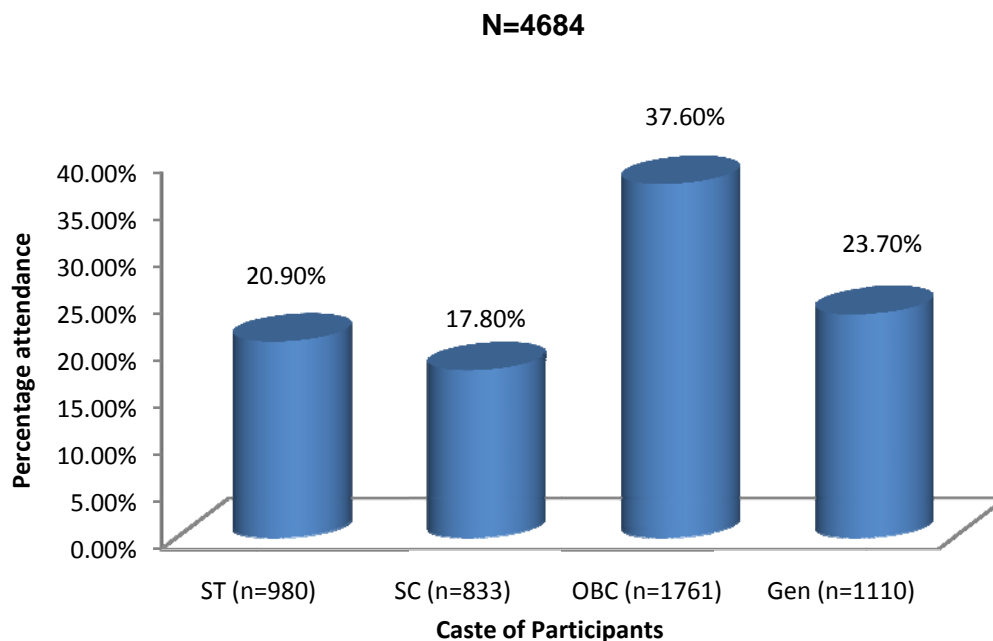


Figure 74: Caste distribution of participants

9.6% participants were illiterate. 30.8% of the participants were educated upto 1-5th grade, 42.6% attended school from 5-10th standard. 7.8% participants studied till 11-12th standard and 9.2% participants passed 12th standard.

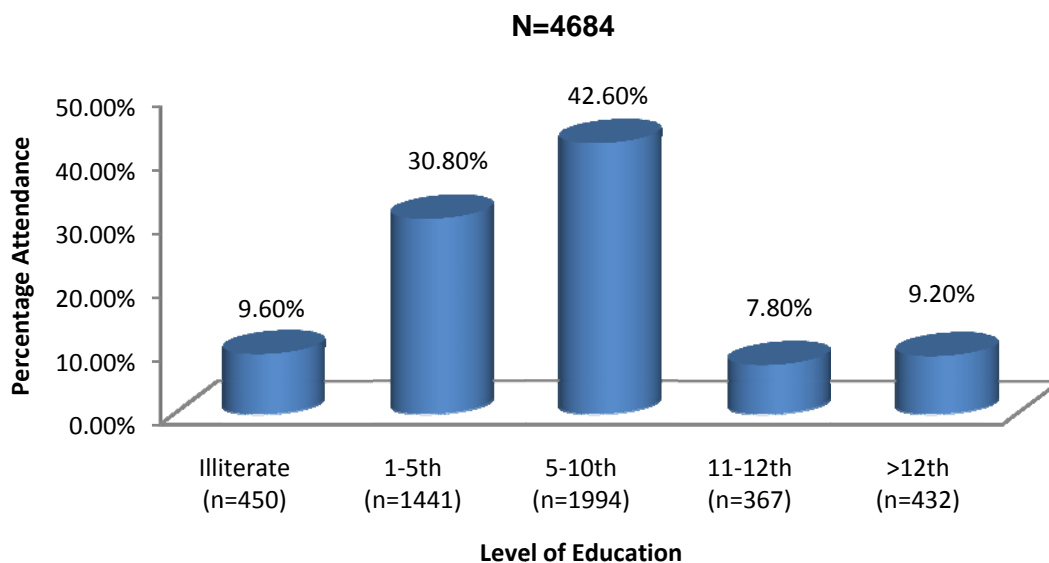


Figure 75: Level of Education of participants



SIHFW: an ISO:9001:2008certified institution

District: Sirohi

NGO: Vaatsalya

Total No.of Blocks: 5

Total VHSC to be trained: 526

Total Trained VHSC: 519

No of batches completed: 74

Starting in July, 2010 with two blocks (Sheogang and Pindawara), 74 batches (98.7%) were completed till March, 2012. Actual number of participants trained was 94.9% of the invited participants (3677).

11.6% PRI's, 9.3% ANMs, 14.9% AWW's, 9.8% Asha Sahyogini's, 0.2% NGO's, 6.0% MSS's, 14.4% SHG's and 33.9% other members, were trained in 74 batches.

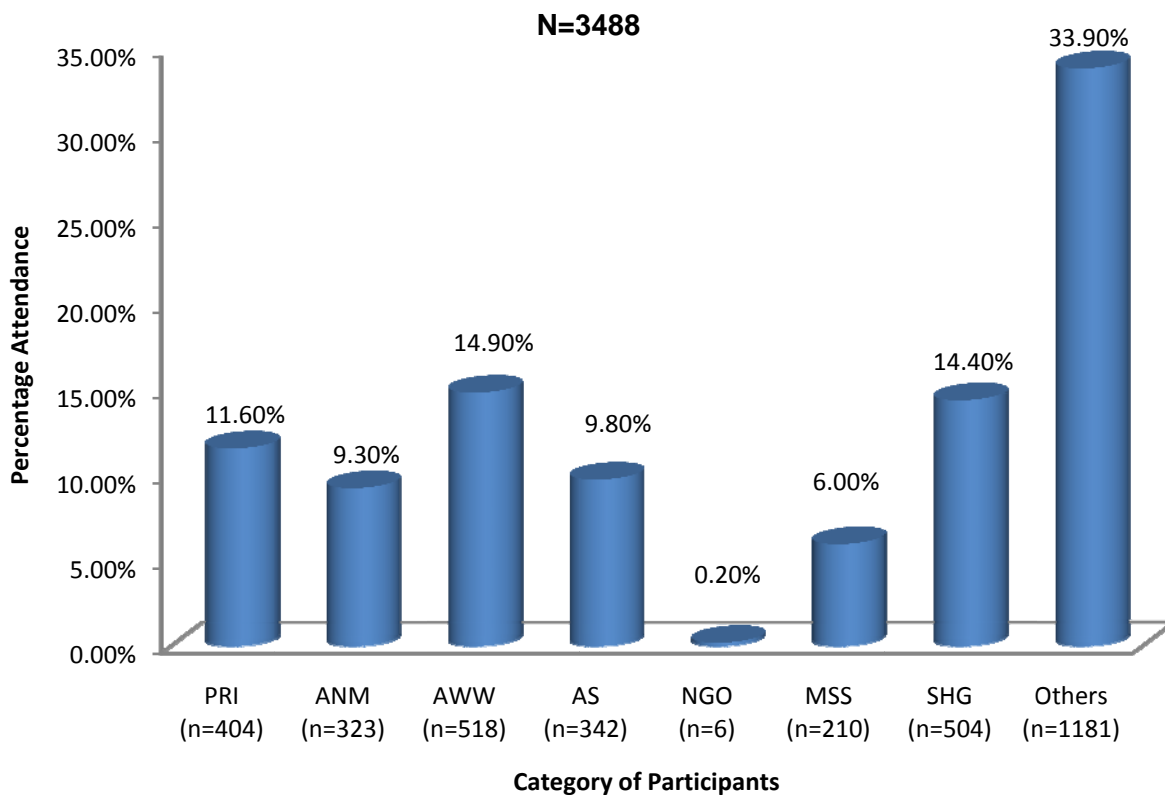


Figure 76: Category wise division of participants



SIHFW: an ISO:9001:2008certified institution

68.4 % participants belonged to the age group 25-45 years and another 14.6% participants were in age group of <25 years.

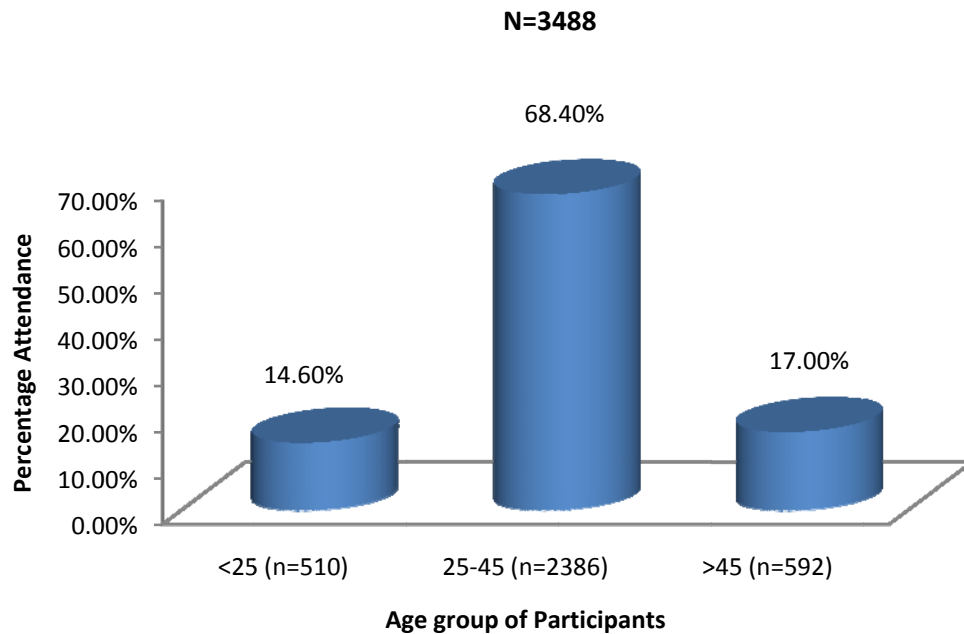


Figure 77: Age distribution of participants

Again the female participation (70.4%) was more than that of males (29.6%)

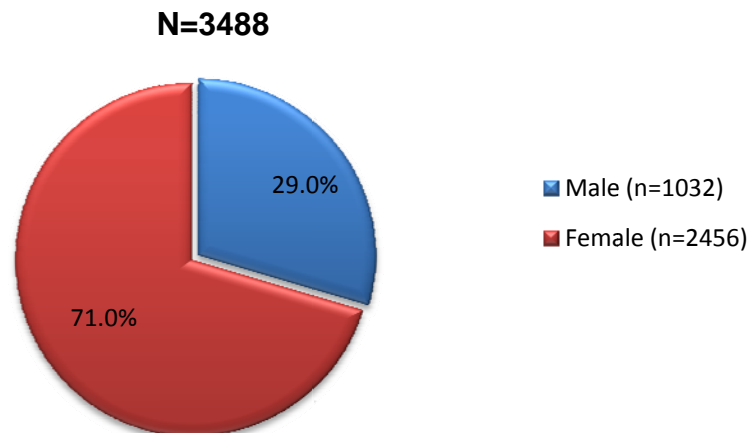


Figure 78: Sex distribution of participants



SIHFW: an ISO:9001:2008certified institution

32.5% ST, 29.5% OBC, 24.2% General and 13.8 % SC participants were trained.

N=3488

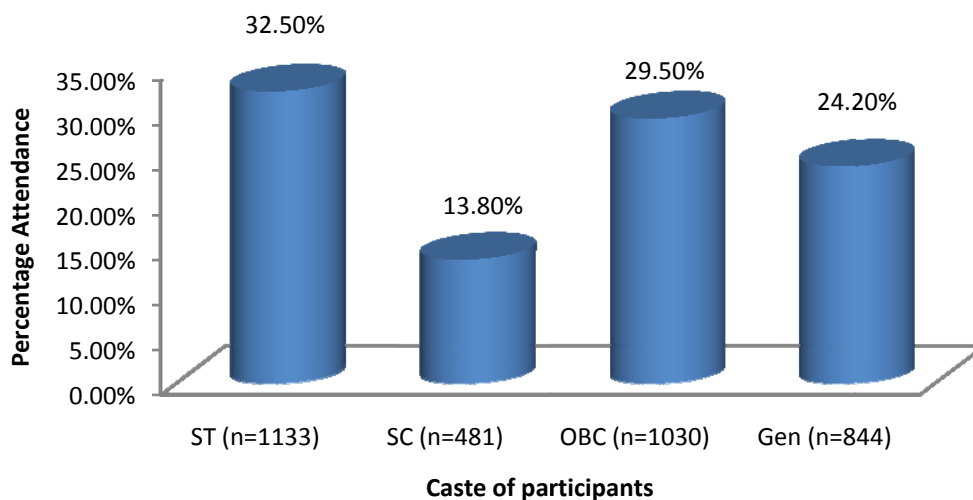


Figure 79: Caste distribution of Participants

27.8% participants were illiterate. 24.5% of the participants had schooling upto 1-5th grade, 33.3% were educated upto 5-10th standard, 8.3% participants studied till 11-12th standard and 6.0% participants passed 12th standard.

N=3488

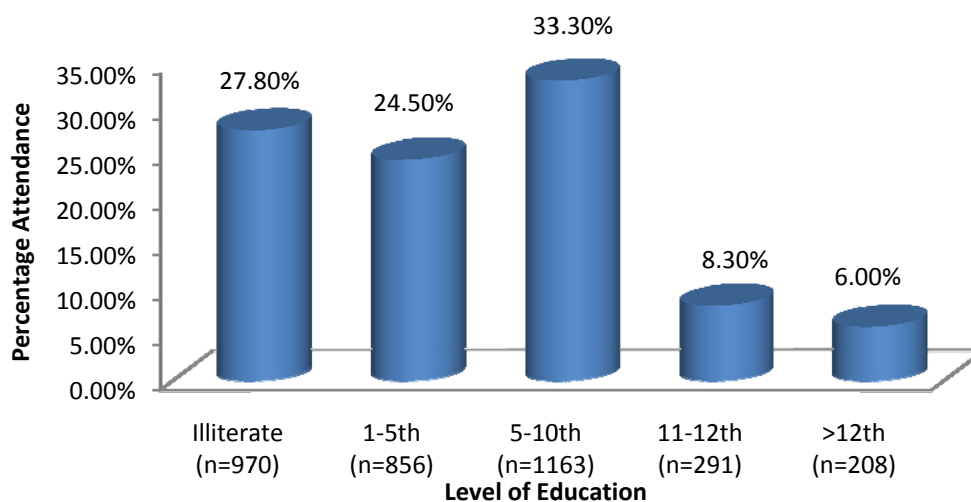


Figure 80: Level of education of Participants



SIHFW: an ISO:9001:2008certified institution

District: Sikar

NGO: BCT

Total No.of Blocks: 8

Total VHSC to be trained: 1253

Total Trained VHSC: 1229

No of batches completed: 136

The training at Sikar started in the first week of July, 2010 .136 batches were conducted till March, 2012 completing 98.1% of the training. Actual numbers of participants trained were 82.8% of the invited participants (6621).

11.6% PRI's, 9.0% ANMs, 16.2% AWW's, 17.3% Asha Sahyogini's, 0.4% NGO's, 0.2% MSS's, 5.7% SHG's and 39.6% other members, participated.

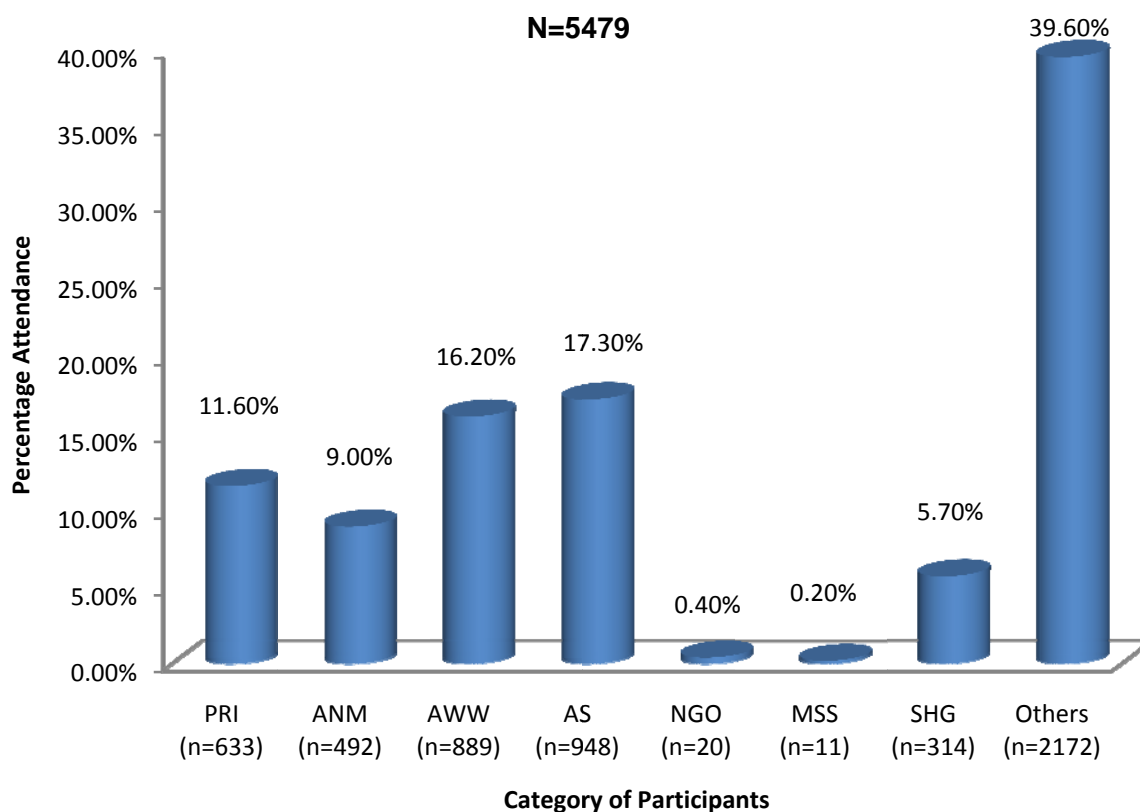


Figure 81: Category wise division of participants



SIHFW: an ISO:9001:2008certified institution

Maximum number of participants (67.9%) were from the age group of 25-45 years and 15.7% belonged to the age group of <25 years.

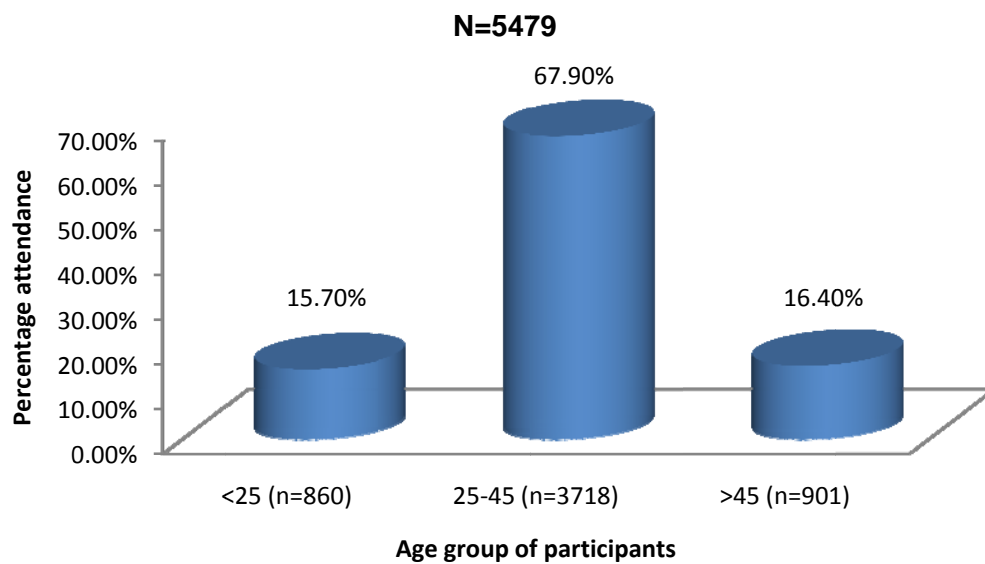


Figure 82: Age distribution of Participants

As against 22.2 % males the group was dominated by female (77.8%) presence.

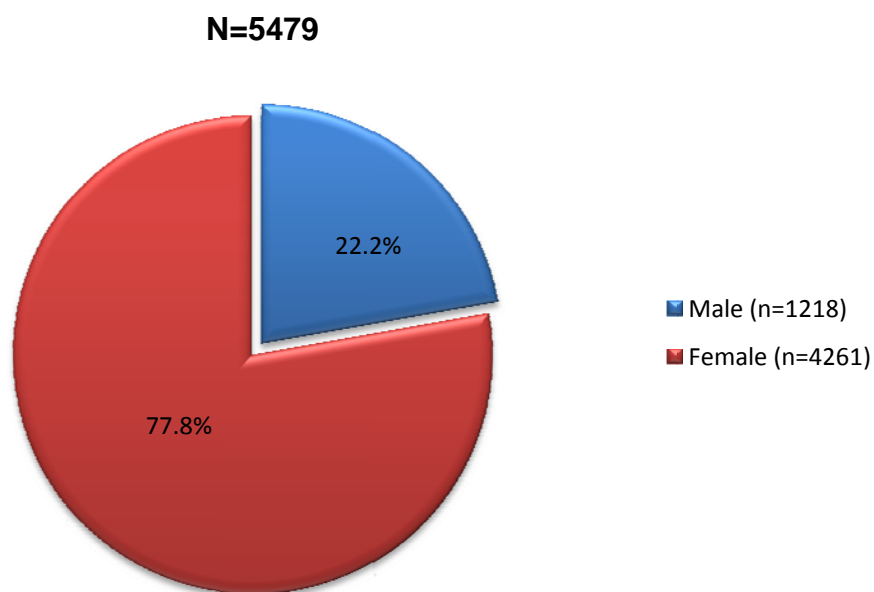


Figure 83: Sex distribution of Participants



SIHFW: an ISO:9001:2008certified institution

In line with trends observed with other districts, the OBC presence was (60.5%) well palpable.

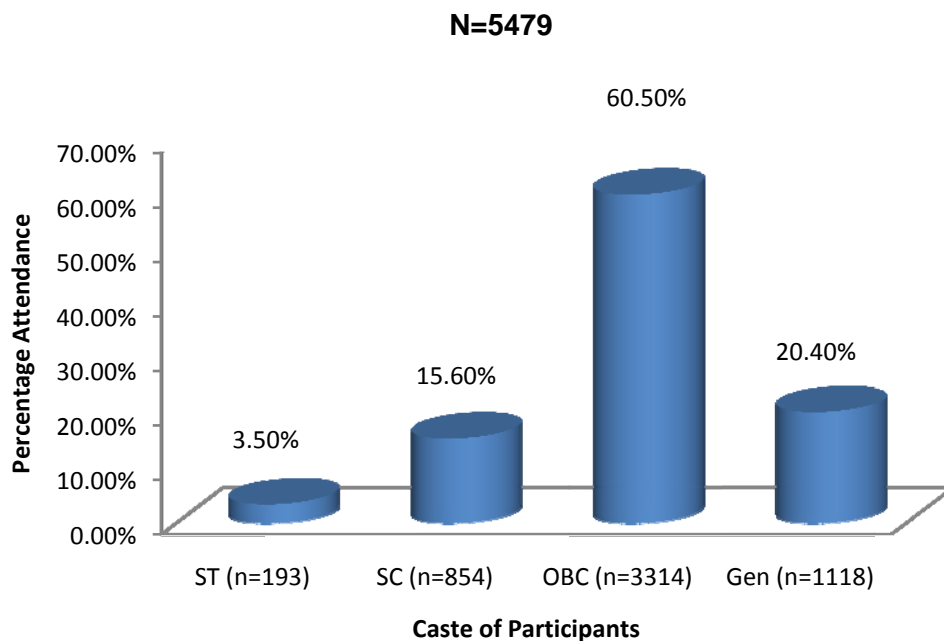


Figure 84: Caste distribution of Participants

The education level wise distribution of participants is depicted in the bar diagram below:

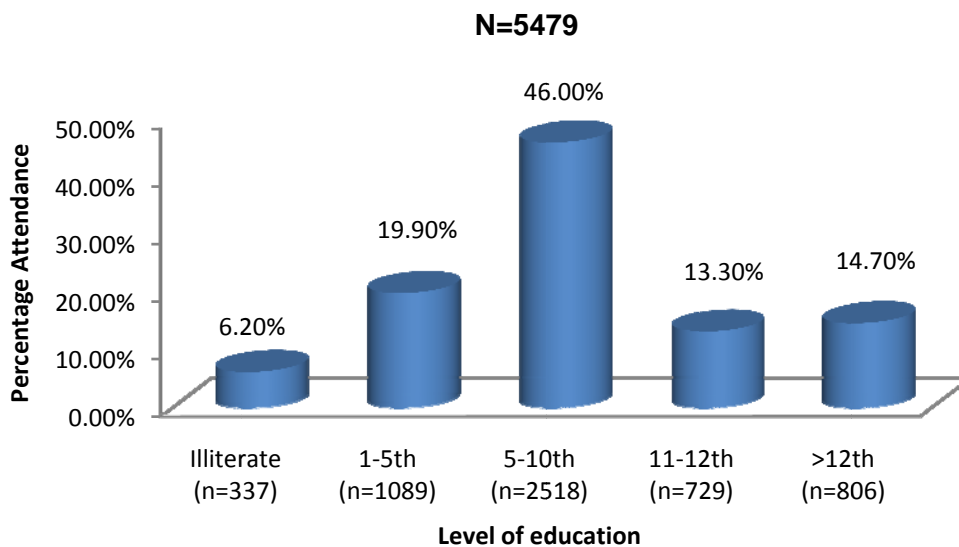


Figure 85: Level of education of Participants



SIHFW: an ISO:9001:2008certified institution

District: Pali

NGO: Ambuja Cement Foundation

Total No.of Blocks: 10

Total VHSC to be trained: 1049

Total Trained VHSC: 888

No of batches completed: 129

The training at Pali started in the last week of July, 2010. 129 batches were trained till March 2012 completing 84.7 % of the training. Actual numbers of participants trained were 86.4% of the invited participants (6727).

The participation pattern observed was: 11.5% PRI's, 10.4% ANMs, 16.5% AWW's, 13.3% ASHA Sahyogini's, 1.8% NGO's, 3.7% MSS's, 3.6% SHG's and 39.1% other members.

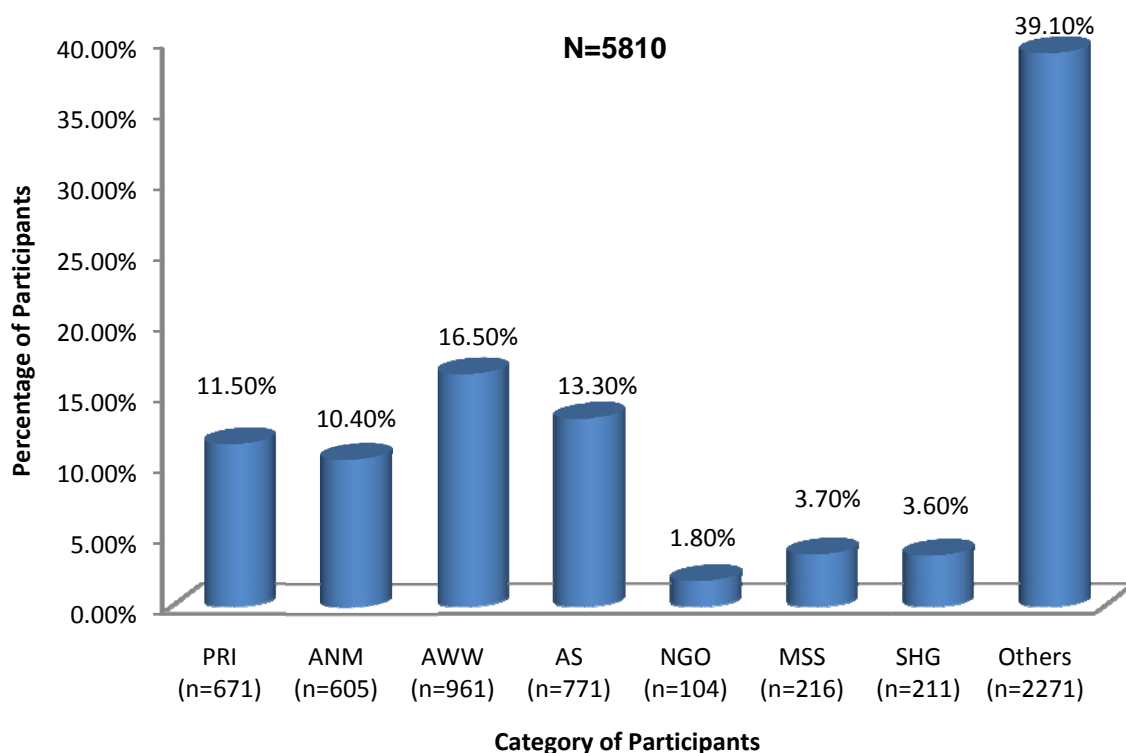


Figure 86: Category wise division of participants

Once again the maximum participation was (68.3 %) from the age group of 25-45 years, with just 13.0 % participants from age group of <25 years.



SIHFW: an ISO:9001:2008certified institution

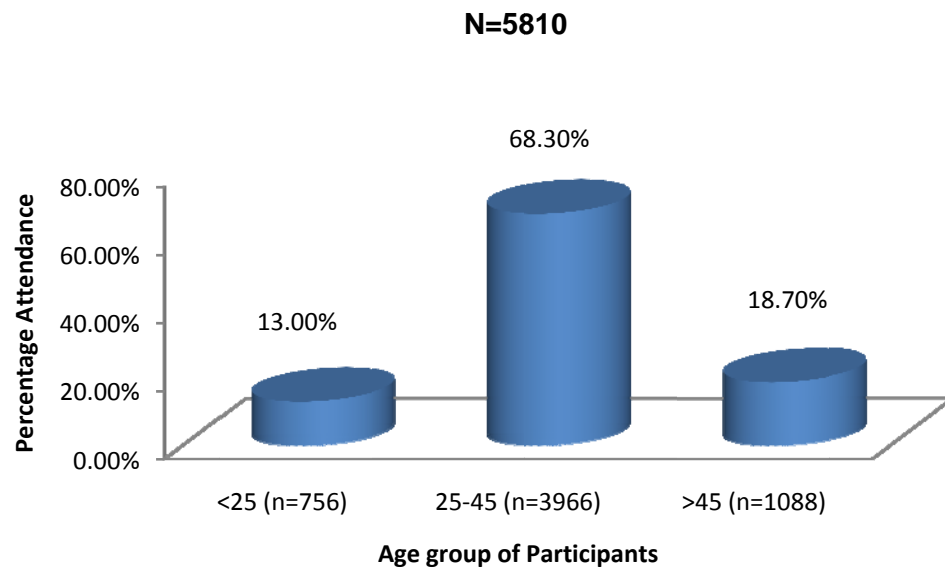


Figure 87: Percentage of participants based on Age Group

70% Female members appeared for the training as compared to only 30% male participants

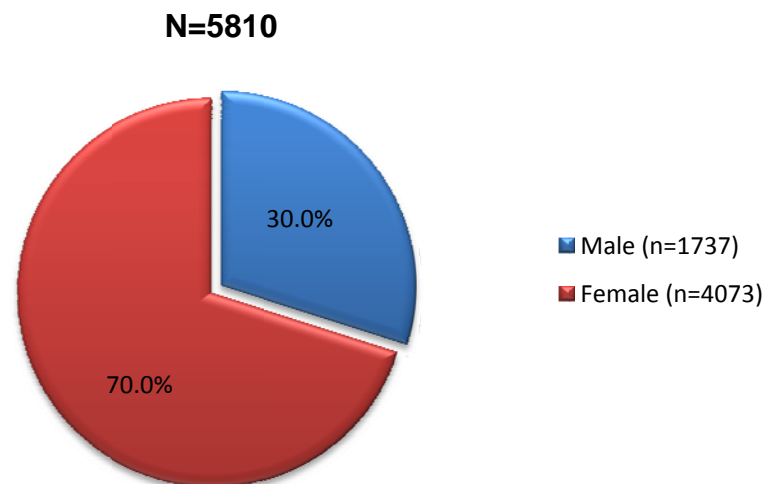


Figure 88: Sex distribution of Participants



SIHFW: an ISO:9001:2008certified institution

49.2% OBC, 21.6% General while 21.7% SC and 7.5 % ST participants were trained.

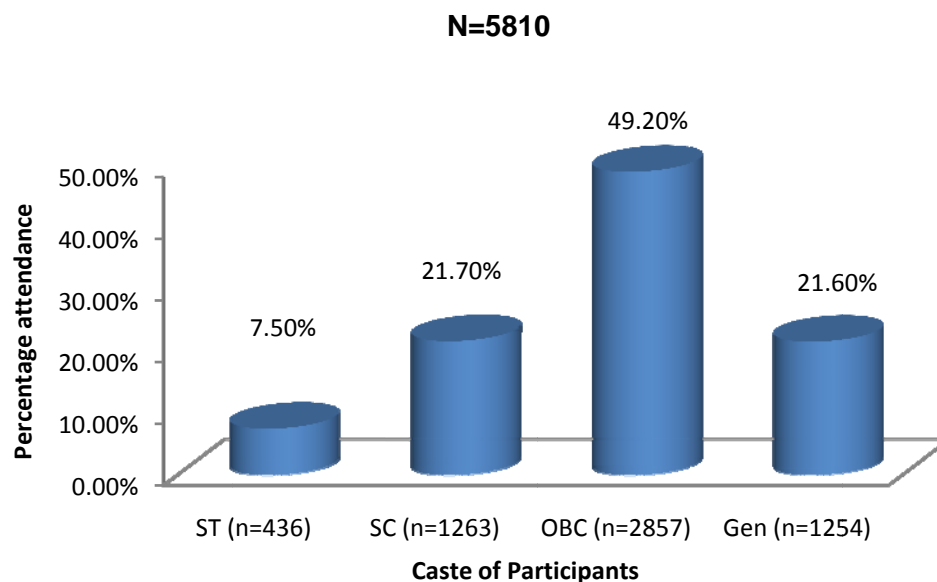


Figure 89: Caste distribution of Participants

The participants based on the educational category are distributed as per the bar diagram placed below, with participants educated upto 5-10th standard (44.2%) dominating the group.

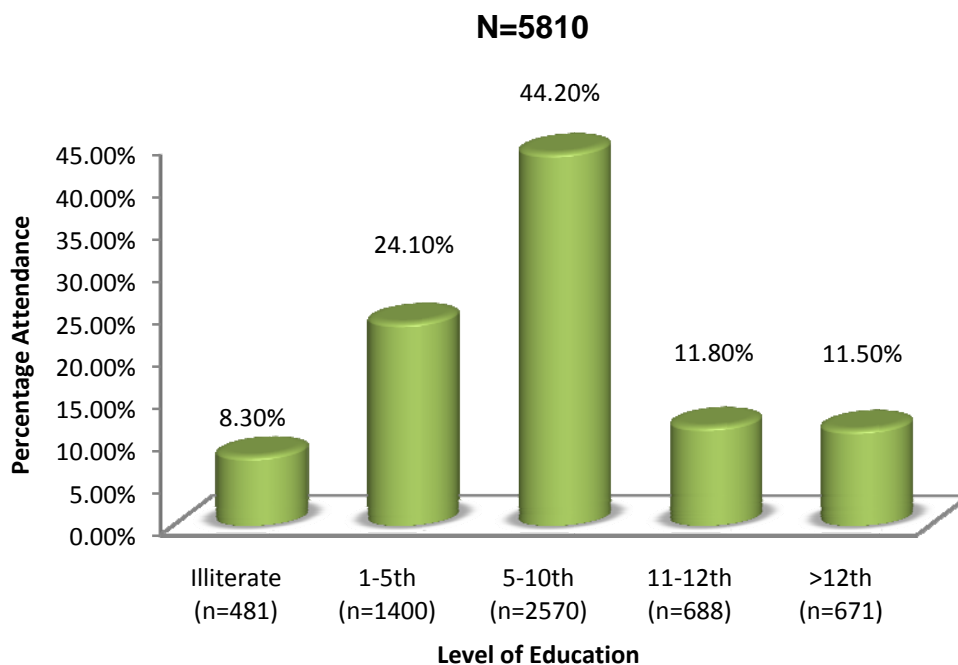


Figure 90: Level of education of Participants



SIHFW: an ISO:9001:2008certified institution

District: Nagaur

NGO: Rajasthan Mahila Kalyan Mandal

Total No.of Blocks: 11

Total VHSC to be trained: 1676

Total Trained VHSC: 1565

No of batches completed: 204

The training at Nagaur started in the last week of June, 2010 at 5 blocks namely Kuchaman city, Deedwana, Degana, Parbatsar and Makrana started. Till date training of 204 batches (93.4%) against the total of 1676 VHSCs was completed. Actual numbers of participants trained were 77.6 % of the invited participants (11392).

The total participants trained are: 11.9% PRI's, 10.2% ANMs, 16.7% AWW's, 17.1% Asha Sahyogini's, 0.6% NGO's, 2.6 % MSS's, 7.5% SHG's and 36.0% other members.

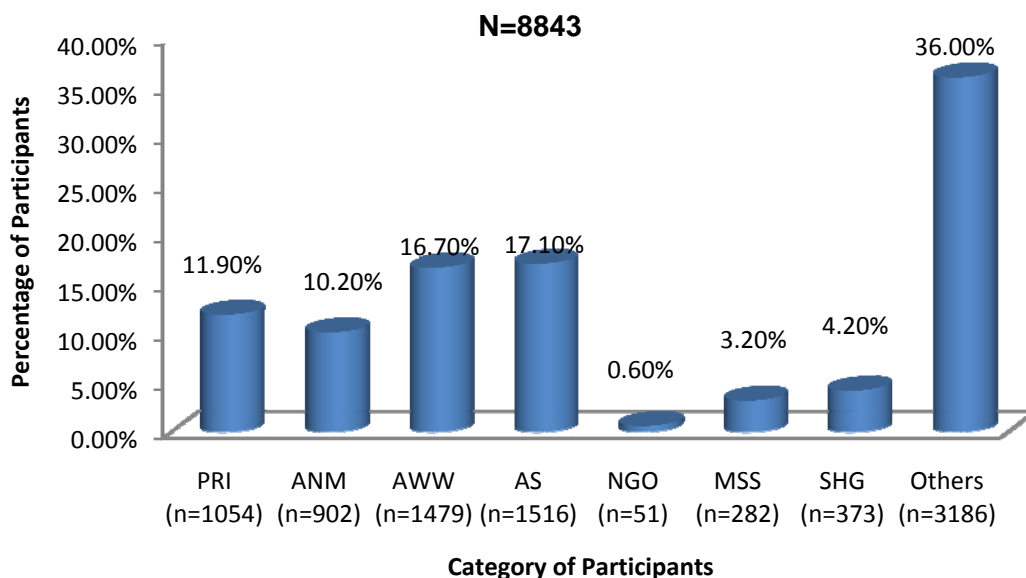


Figure 91: Category wise division of participants

Note: Data on bifurcation of participants based on age group, caste, sex and level of education could not be obtained for the initial months hence the percentage distribution from the total cannot be presented.



SIHFW: an ISO:9001:2008certified institution

District: Kota

NGO: Rajasthan Voluntary Health Association

Total No.of Blocks: 5

Total VHSC to be trained: 813

Total Trained VHSC: 802

No of batches completed: 116

The training at Kota started in the second week of July, 2010. Total of 116 batches were conducted, completing 98.6% of the training. Actual number of participants trained was 92.4% of the invited participants (5565).

10.8% PRI's, 4.7% ANMs, 12.7% AWW's, 11.0% Asha Sahyogini's, 1.4% NGO's, 3.5% MSS's, 4.8% SHG's and 51.1% other members, were trained.

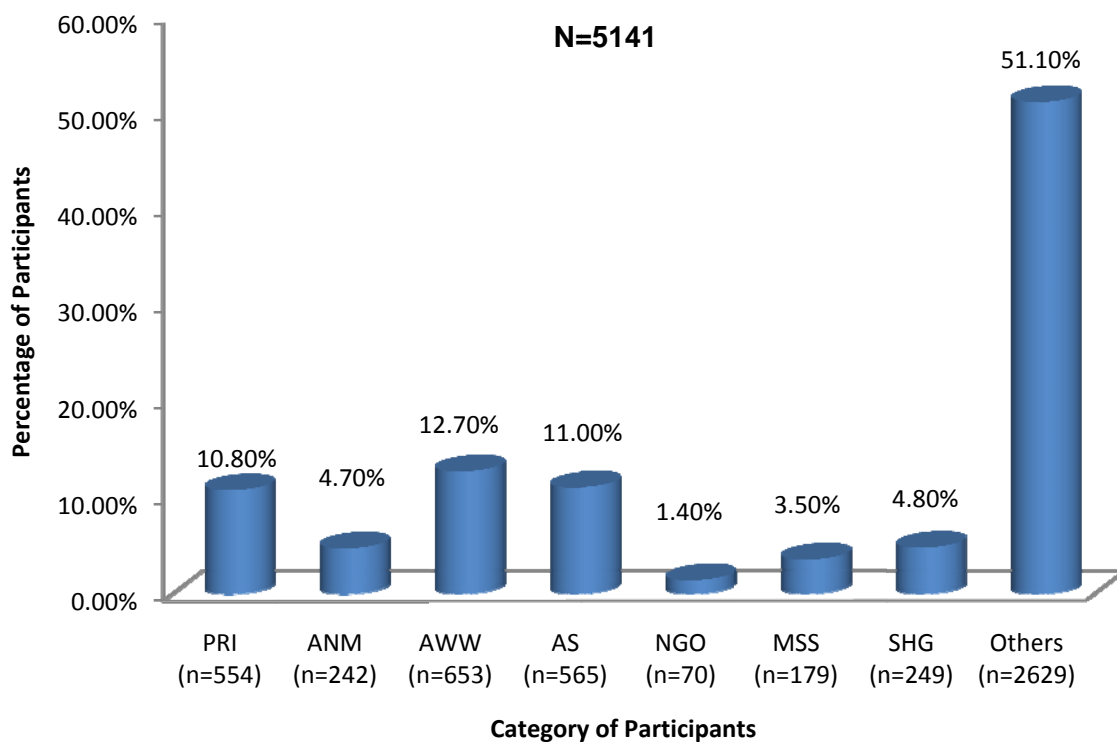


Figure 92: Category wise division of participants



SIHFW: an ISO:9001:2008certified institution

74.3 % participants belonged to the age group of 25-45 years, followed by 13.4% participants belonging to <25 years age group while 12.2 % participants were from age group >45 years.

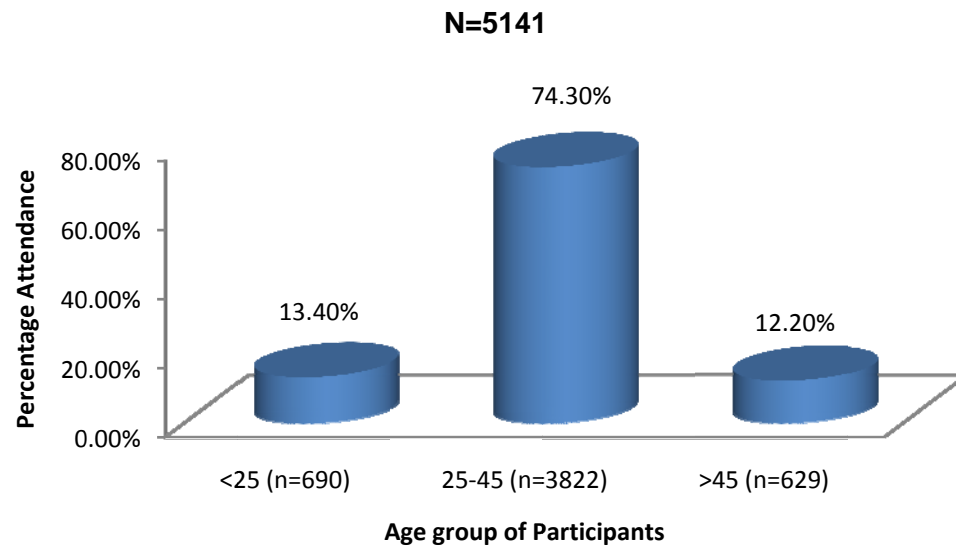


Figure 93: Age distribution of participants

65.1% Females were trained as compared to only 34.9% males

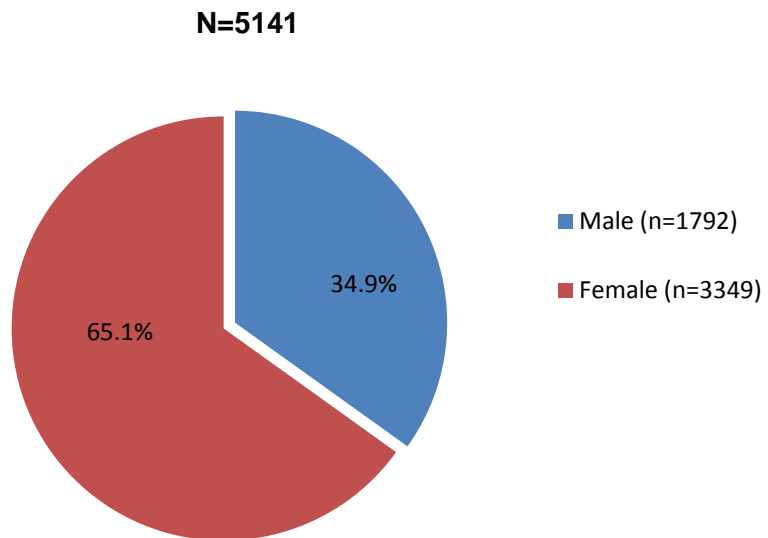


Figure 94: Sex distribution of Participants



SIHFW: an ISO:9001:2008certified institution

46.8% of the OBC, 18.8% ST, 20.0% SC and 14.4 % participants General Category participants attended the trainings.

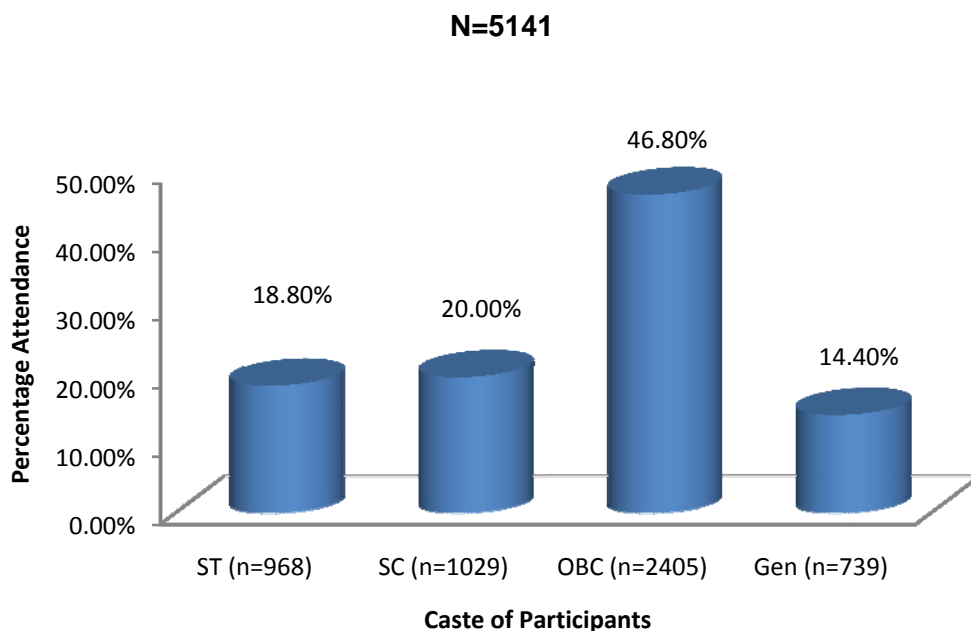


Figure 95: Caste distribution of Participants

6.8% participants were illiterate. 28.9% of the participants studied till 1-5th grade. The maximum (47.9%) however were educated upto 5-10th standard.

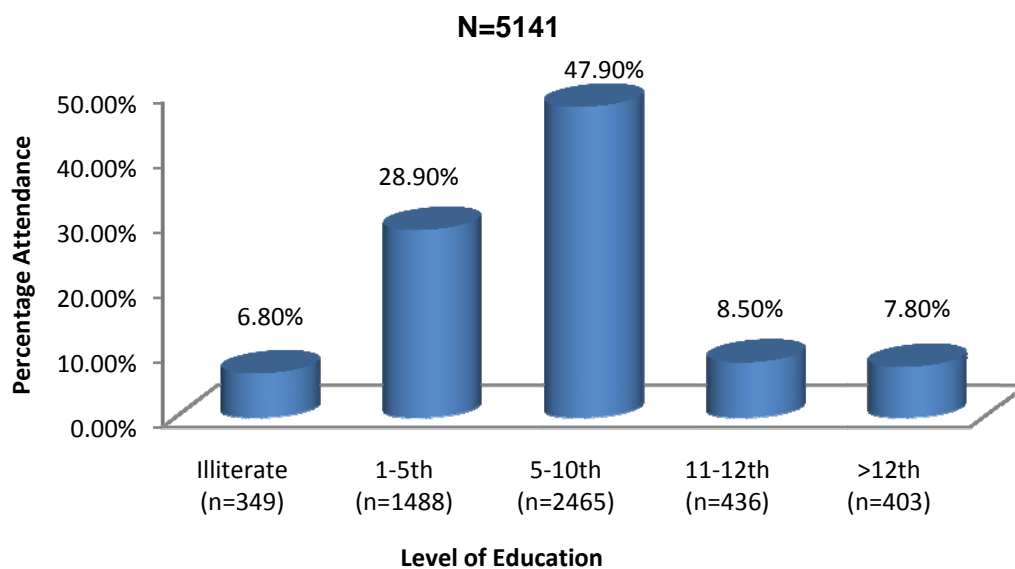


Figure 96: Level of education of Participants



SIHFW: an ISO:9001:2008certified institution

District: Karauli

NGO: ECAT Bodhgram

Total No.of Blocks: 5

Total VHSC to be trained: 888

Total Trained VHSC: 715

No of batches completed: 92

The training at Karauli started in the last week of July, 2010. By March, 2012, 92 batches (80.5%) were trained. Actual numbers of participants trained were 68.8% of the invited participants (5360).

The participants distribution was 13.3% PRI's, 9.1% ANMs, 20.9% AWW's, 19.6% Asha Sahyogini's, 0.6% NGO's, 8.0% MSS's, 0.8% SHG's and 27.6% were other members.

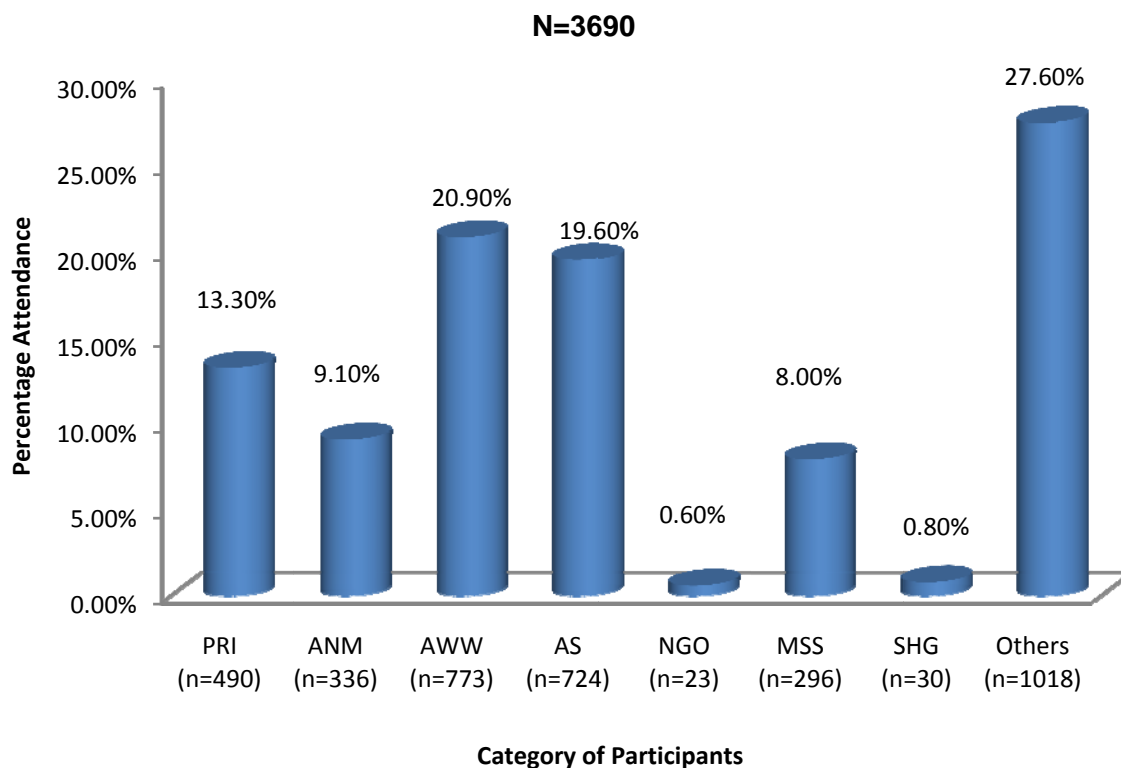


Figure 97: Category wise division of participants



SIHFW: an ISO:9001:2008certified institution

71.0 % participants belonged to the age group 25-45 years, followed by 13.7% participants who belonged to >45 years age group while only 15.3 % participants were from age group <25 years.

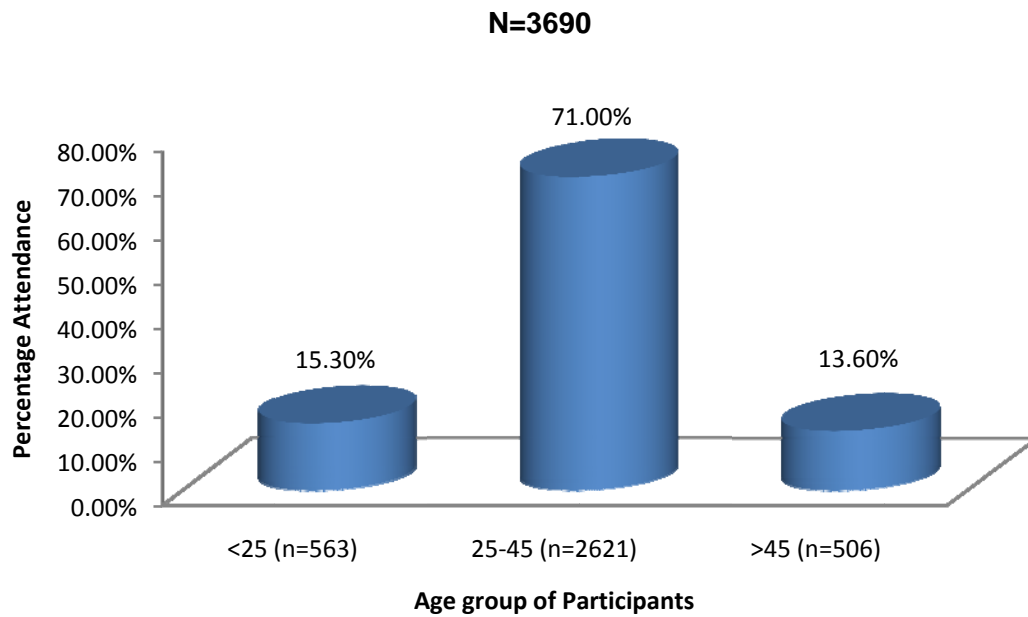


Figure 98: Age distrinution of participants

72.7% of Females and 27.3% males attended the training.

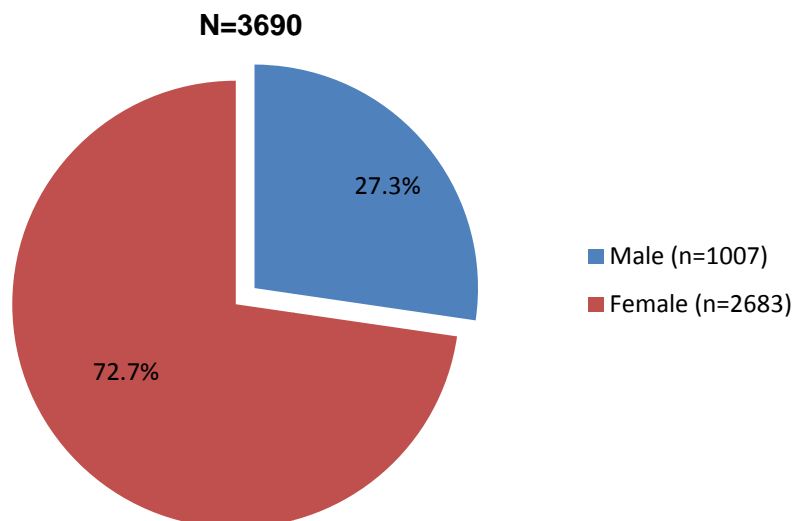


Figure 99: Sex distribution of Participants



SIHFW: an ISO:9001:2008certified institution

31.9% OBC, 32.3% general, 14.1% SC and 21.7 % ST were trained during VHSC trainings at Karauli.

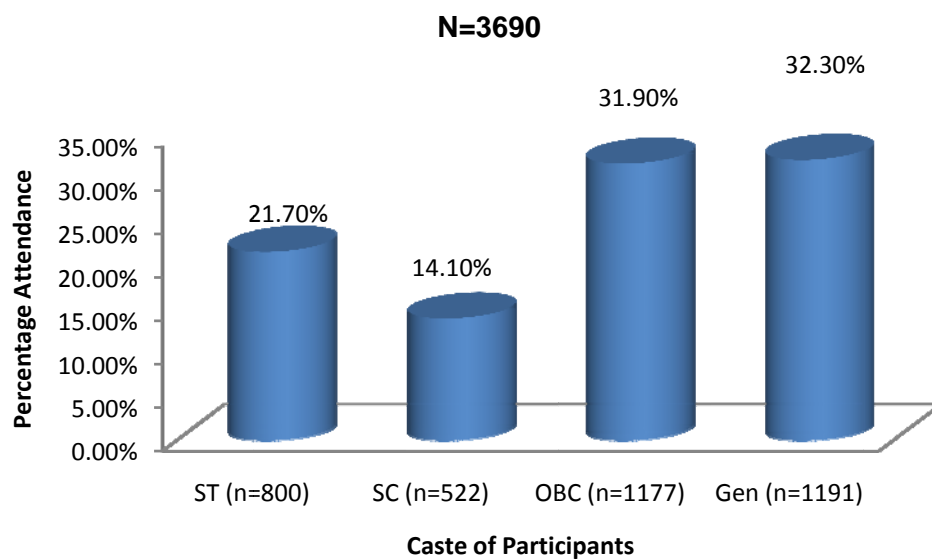


Figure 100: Caste distribution of Participants

4.6% participants were illiterate while majority (49.5%) was educated upto 5-10th standard.

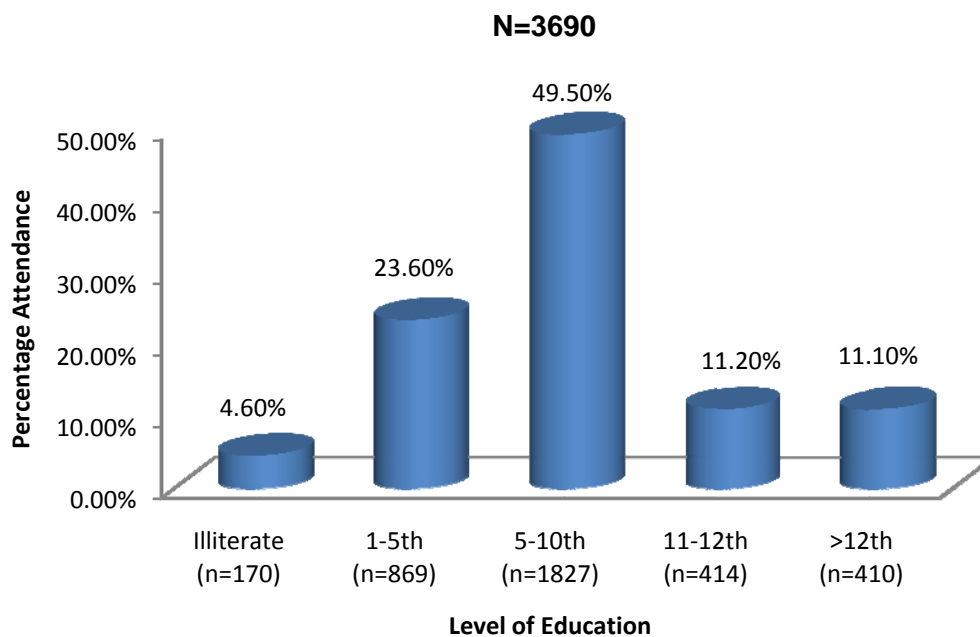


Figure 101: Level of education of Participants



SIHFW: an ISO:9001:2008certified institution

District: Jodhpur

NGO: SURE, URMUL

Total No.of Blocks: 9

Total VHSC to be trained: 1912

Total Trained VHSC: 1588

No of batches completed: 240

The training at Jodhpur started in the second week of August, 2010. Only 26 batches were conducted till 31st of December, 2010 which left a backlog of 90.1 % which compelled the system to reallocate the area and one more NGO (URMUL) was barged in, in December, 2010, to timely accomplish the feat. By the end of March, 2012, 83.1% VHSCs were trained .Actual number of participants trained was 88.4% of the invited participants (11739).

Of the total (10374), 8.9% were PRI members, 7.8% ANMs, 15.1% AWW's, 9.8% Asha Sahyogini's, 9.7% NGO's, 8.3% MSS's, 14.6% SHG's and 25.8% other members.

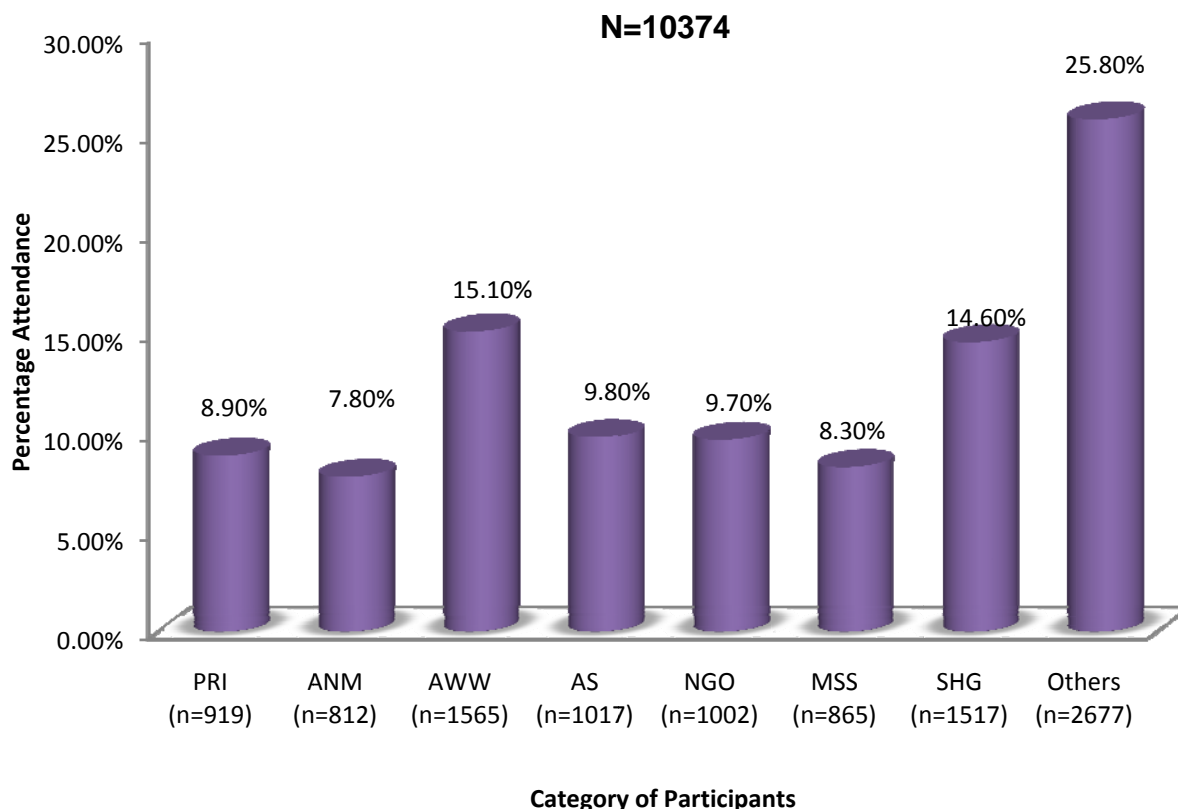


Figure 102: Category wise division of participants



SIHFW: an ISO:9001:2008certified institution

65.1 % participants belonged to the age group 25-45 years, 18.4% participants were in age group of >45 while 16.1%belong to < 25 age group

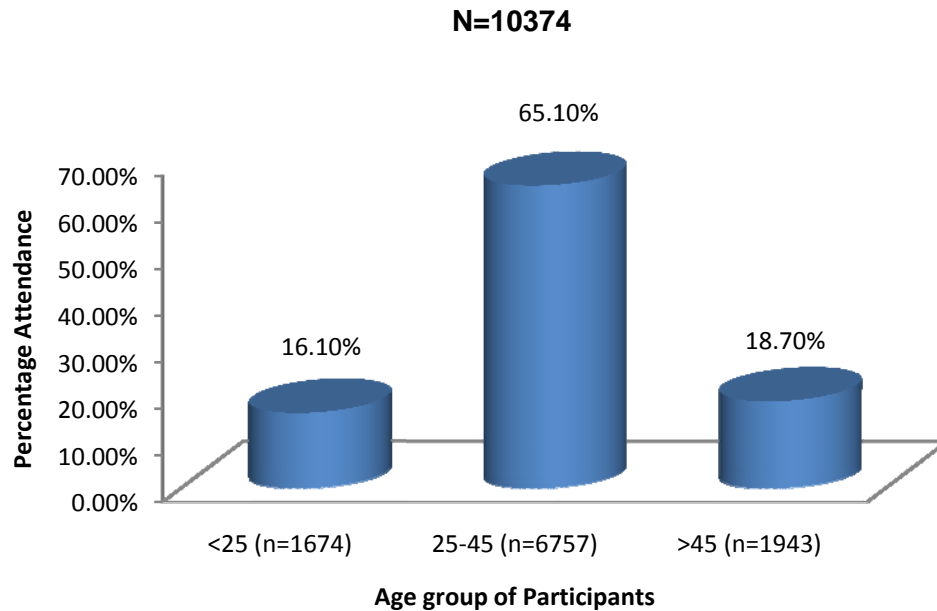


Figure 103: Age distribution of participants

There were 75.2% of Females compared to only 24.8% male participants.

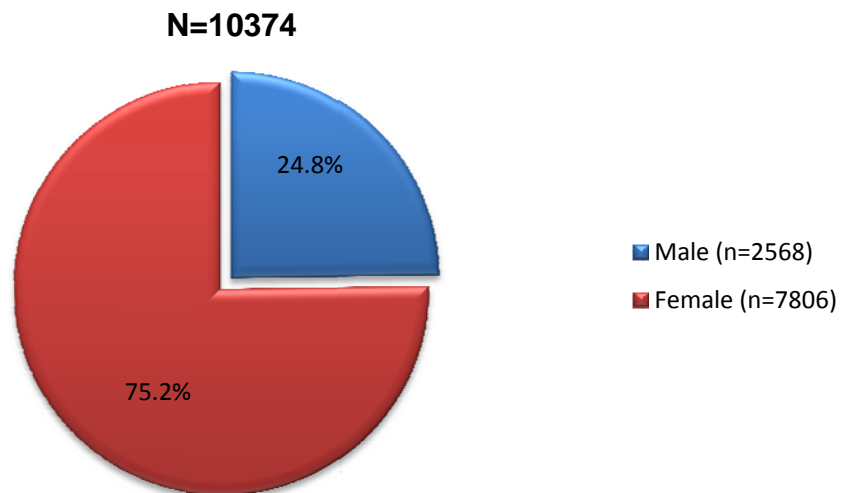


Figure 104: Sex distribution of Participants



SIHFW: an ISO:9001:2008certified institution

58.8% of the OBC participant's attended the trainin sessions General category representation was only 21.7%, SC participation accounted for 16.2% and 3.2 % participants belonged to and ST category.

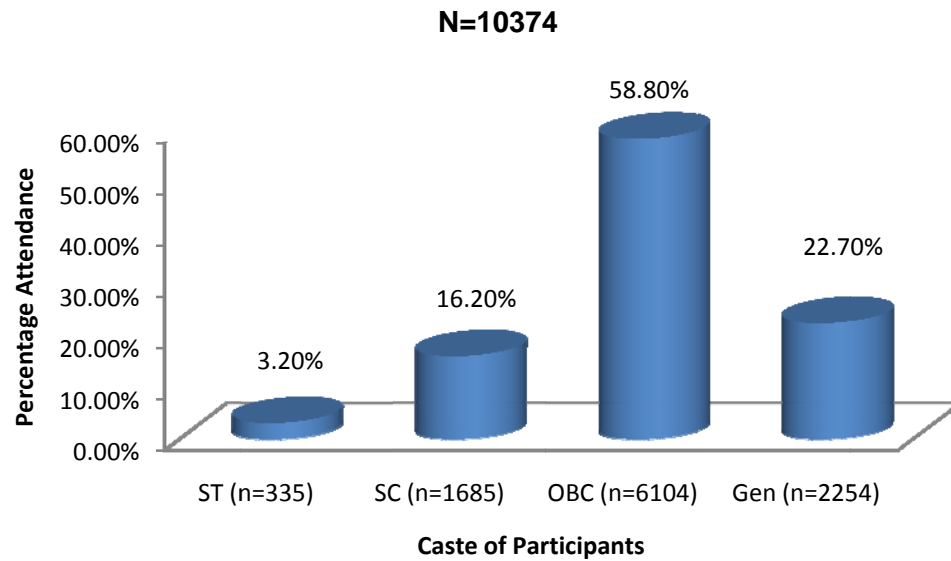


Figure 105: Caste distribution of Participants

The educational level of participants predominantly was from 5-10th standard while 35.6% participants were illiterate.

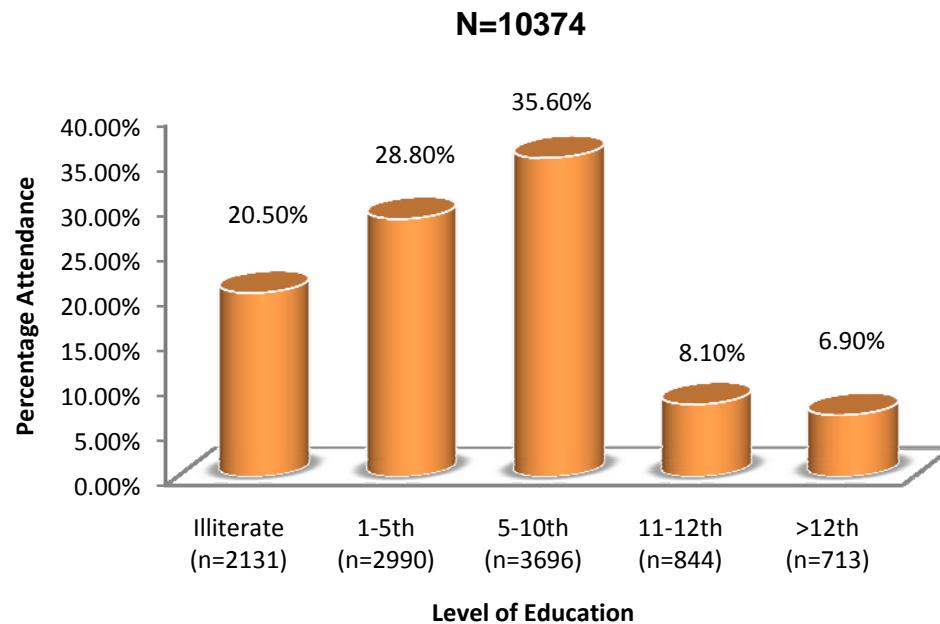


Figure 106: Level of education of Participants



SIHFW: an ISO:9001:2008certified institution

District: Jhunjhunu

NGO: SRKPS

Total No.of Blocks: 8

Total VHSC to be trained: 1001

Total Trained VHSC: 1001

No of batches completed: 131

The training at Jhunjhunu started in the last week of July, 2010 at 2 blocks namely jhunjhunu and Chirawa started. By March 2012, 131 batches were conducted, **completing 100%** of the training.

Actual number of participants trained was 91.3% of the invited participants (6413). 12.3% PRI's, 11.9% ANMs, 17.4% AWW's, 20.9% Asha Sahyogini's, 0.6% NGO's, 1.7% MSS's, 2.8% SHG's and 32.4% other members, attended the trainings.

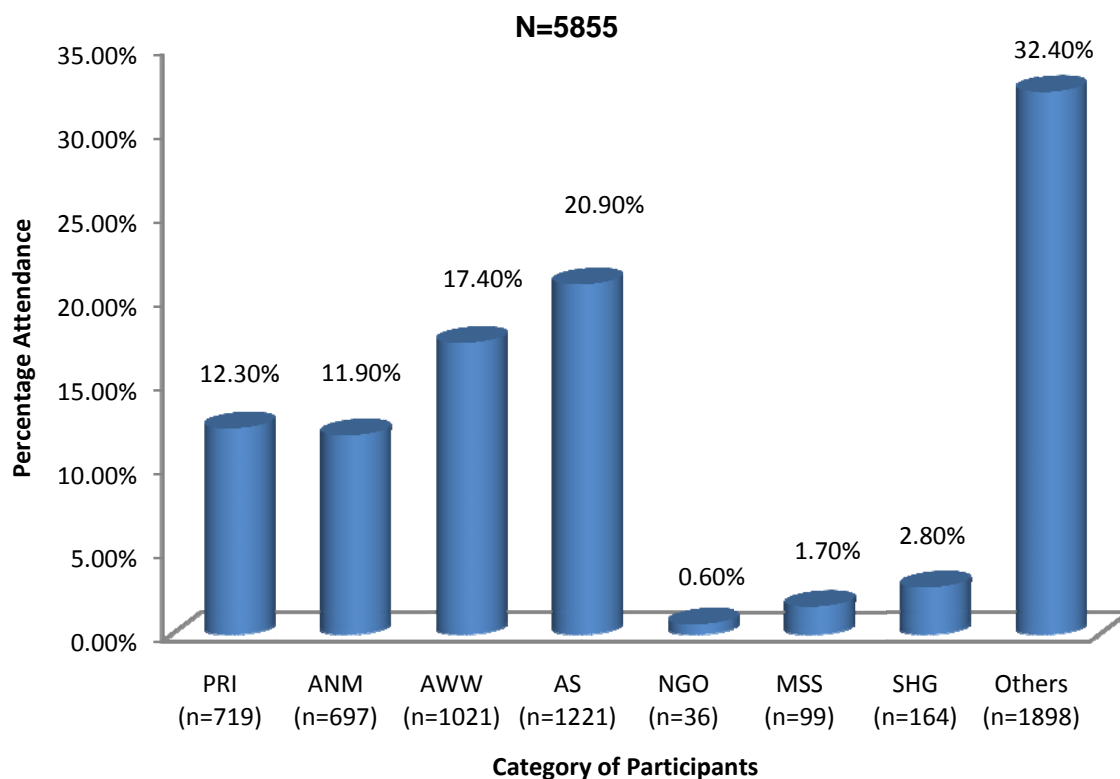


Figure 107: Category wise division of participants



SIHFW: an ISO:9001:2008certified institution

74.9 % participants belonged to the age group 25-45 years, followed by 13.8% participants who belonged to >45 years age group.Only 11.3 % participants were from age group <25 years.

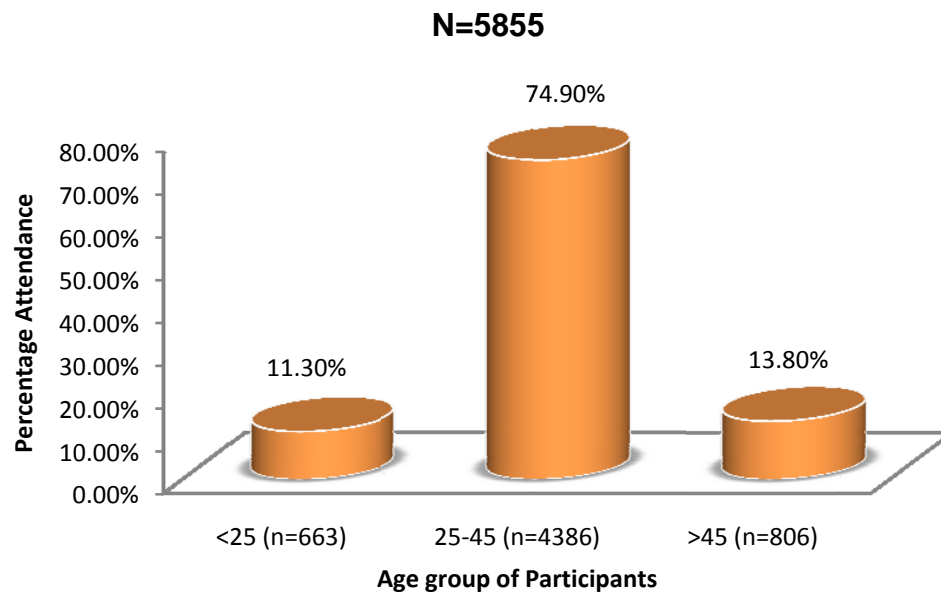


Figure 108: Age distribution of participants

Female participants (85.6%) again outwitted the males (14.4%).

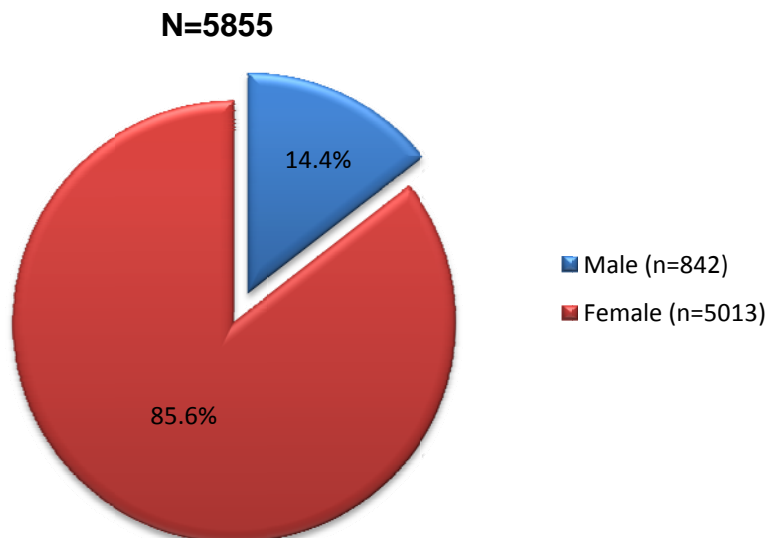


Figure 109: Sex distribution of Participants



SIHFW: an ISO:9001:2008certified institution

62.9% of the OBC participant's attended the training sessions while 24.4% SC, 9.1% General and 3.7 % ST category participants attended.

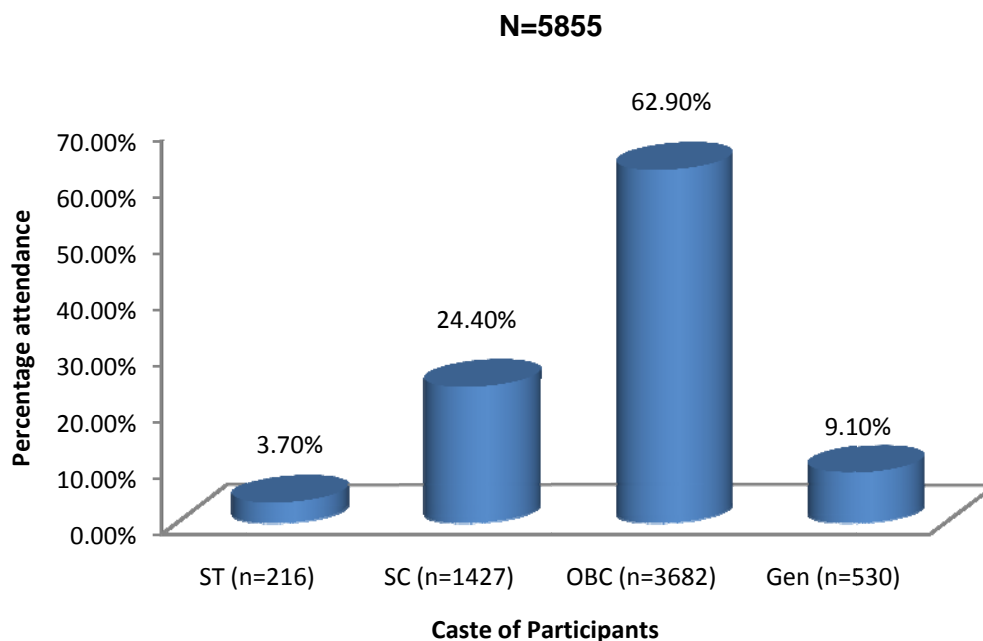


Figure 110: Caste distribution of Participants

of the 5855, 3.1% were illiterate, 14.4% were educated upto 1-5th grade, 52.9% had their education upto 5-10th standard and another 16.6% participants studied till 11-12th standard. Only 13.0% participants qualified 12th standard.

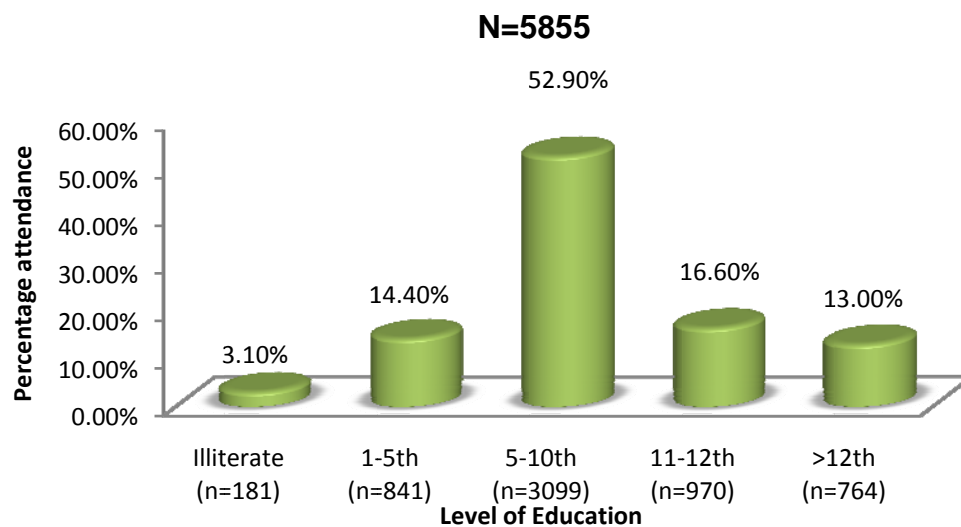


Figure 111: Level of education of Participants



SIHFW: an ISO:9001:2008certified institution

District: Jhalawar

NGO: IIRD

Total No.of Blocks: 6

Total VHSC to be trained: 1492

Total Trained VHSC: 1492

No of batches completed: 214

The training at Jhalawar started in June, 2010 at all the 6 blocks namely J.Patan, Pirawa, Dug, Bakani, Khanpur and M.thana.**214 batches (100%) were completed till 31st of October, 2010.** Actual number of participants trained was 93.8% of the invited participants (10444).

10.5% of the trained were PRI members, 4.3% ANMs, 10.6% AWW's, 12.2% Asha Sahyogini's, 0.5% NGO's, 6.4% MSS's, 3.7% SHG's and 51.8% were other members.

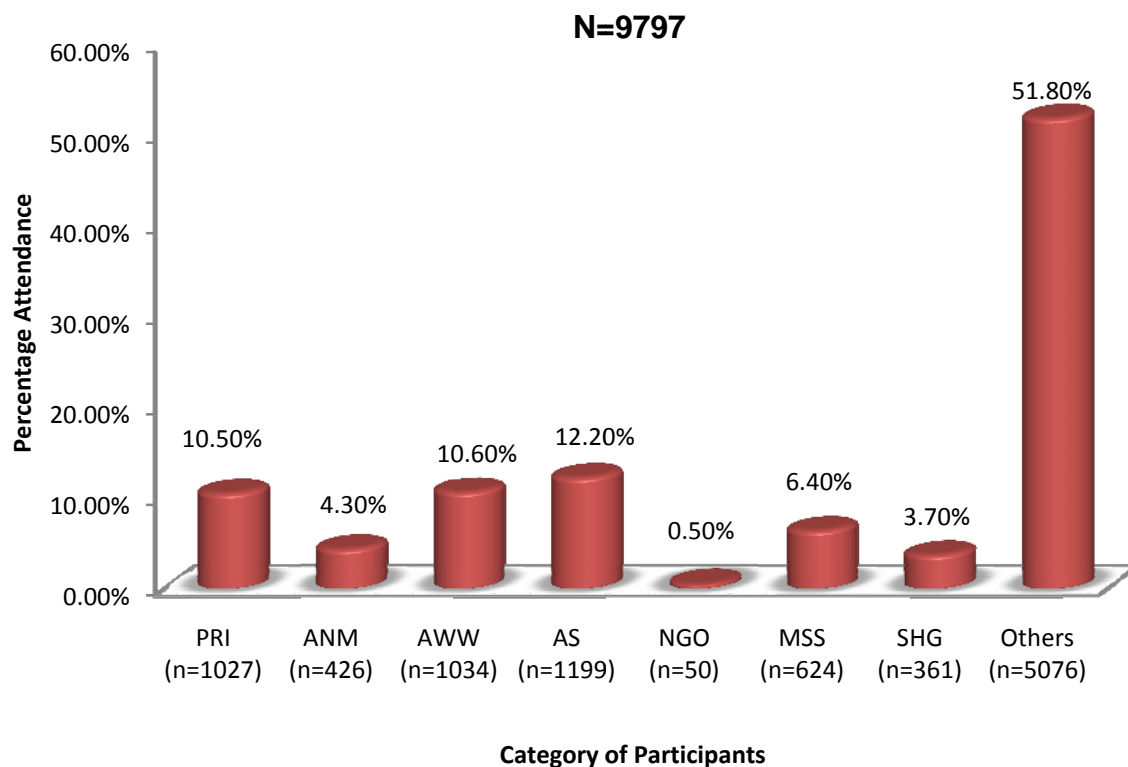


Figure 112: Category wise division of participants



SIHFW: an ISO:9001:2008certified institution

65.8 % participants belonged to the age group 25-45 years, 18.4% participants belonged to <25 years of age while only 15.7 % participants were from age group >45 years.

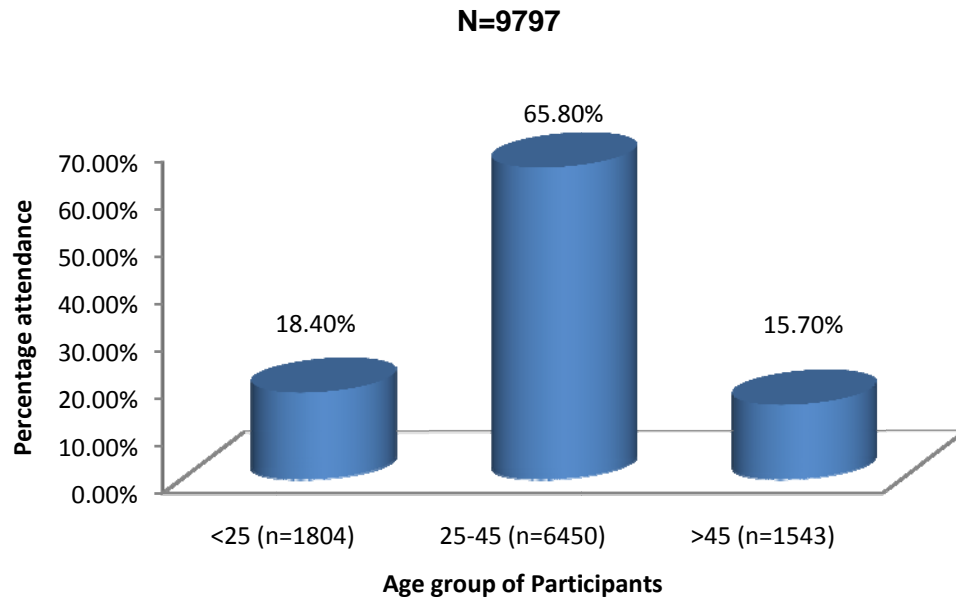


Figure 113: Percentage of participants based on Age Group

Once again Female (61.1%) outmaneuvered the male's participants (38.9%) in attendance.

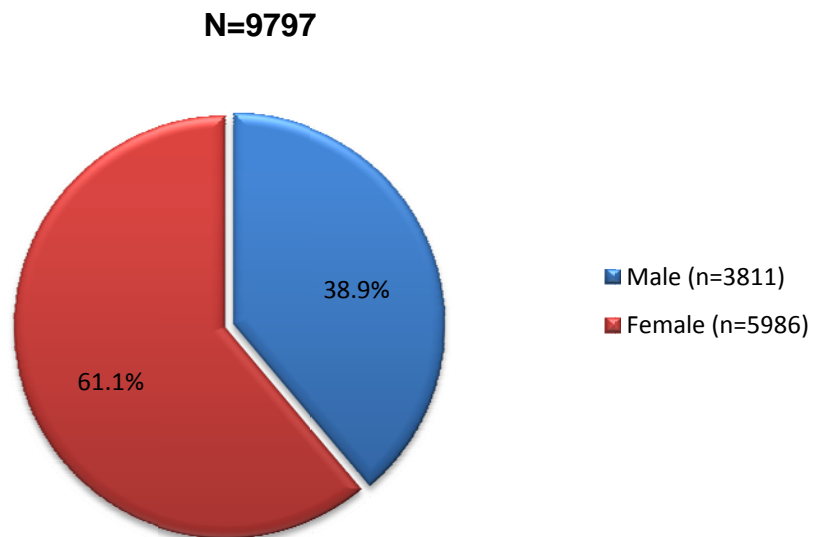


Figure 114: Sex distribution of Participants



SIHF: an ISO:9001:2008certified institution

Class specific distribution of attendees was 55.0% OBC, 18.5% General 13.2% ST and 13.2 % SC.

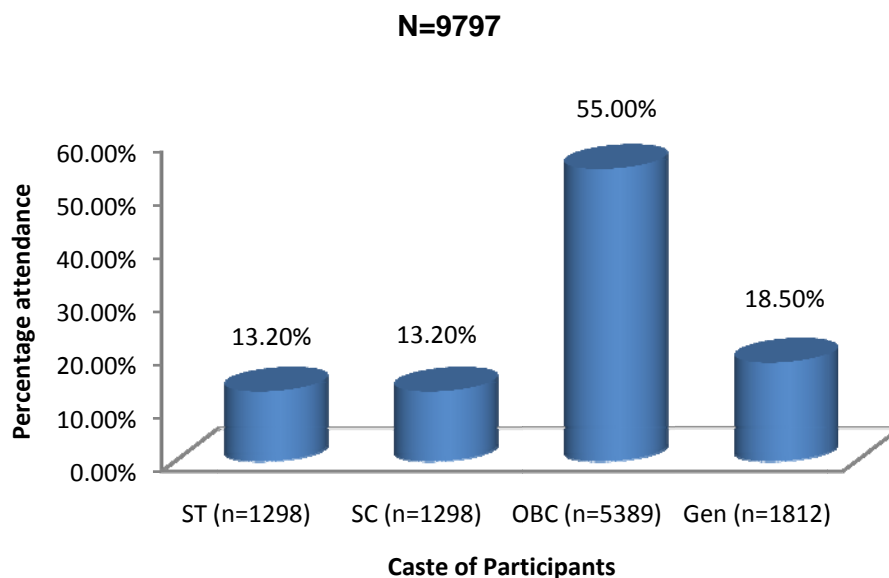


Figure 115: Caste distribution of Participants

11.9% participants were illiterate. 34.1% of the participants had their education between 1-5th grades, 33.9% studied from 5-10th standard, 10.0% were educated between 11-12th standard and 10.2% participants passed 12th standard.

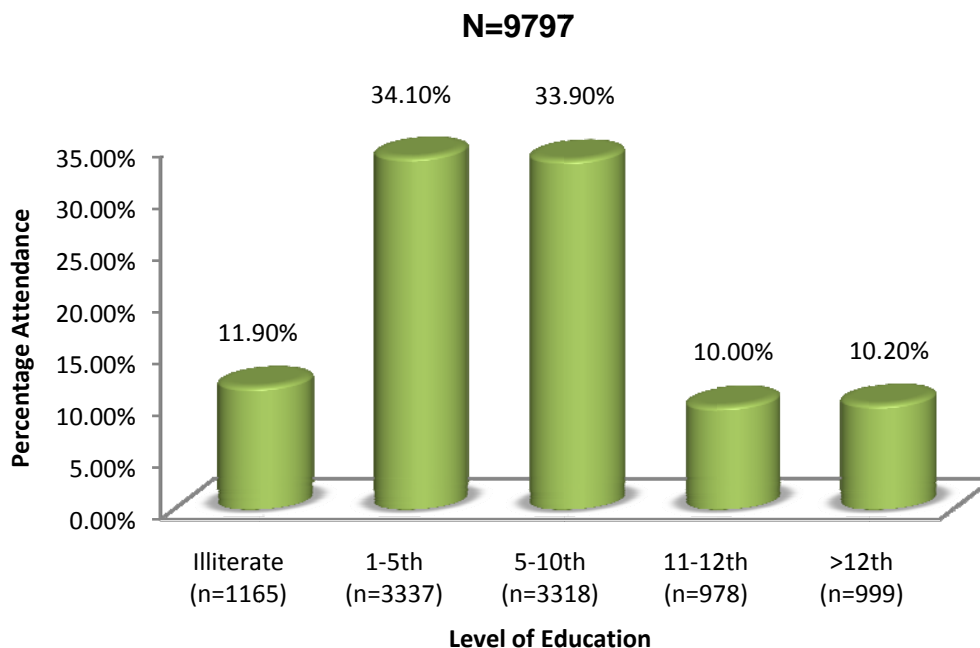


Figure 116: Level of education of Participants



SIHFW: an ISO:9001:2008certified institution

District: Jalore

NGO: Vaatsalya

Total No.of Blocks: 7

Total VHSC to be trained: 840

Total Trained VHSC: 849

No of batches completed: 121

The training at Jalore started in the first week of June, 2010. 121 batches were conducted till March, 2012 completing 101.1 % of the total training target. Actual number of participants trained was 91.9% of the invited participants (6066).

PRI's accounted for 12.7% followed by 11.1% ANMs, 18.2% AWW's, 11.4% Asha Sahyogini's, 0.1% NGO's, 0.8% MSS's, 3.7% SHG's and 42.1% other members.

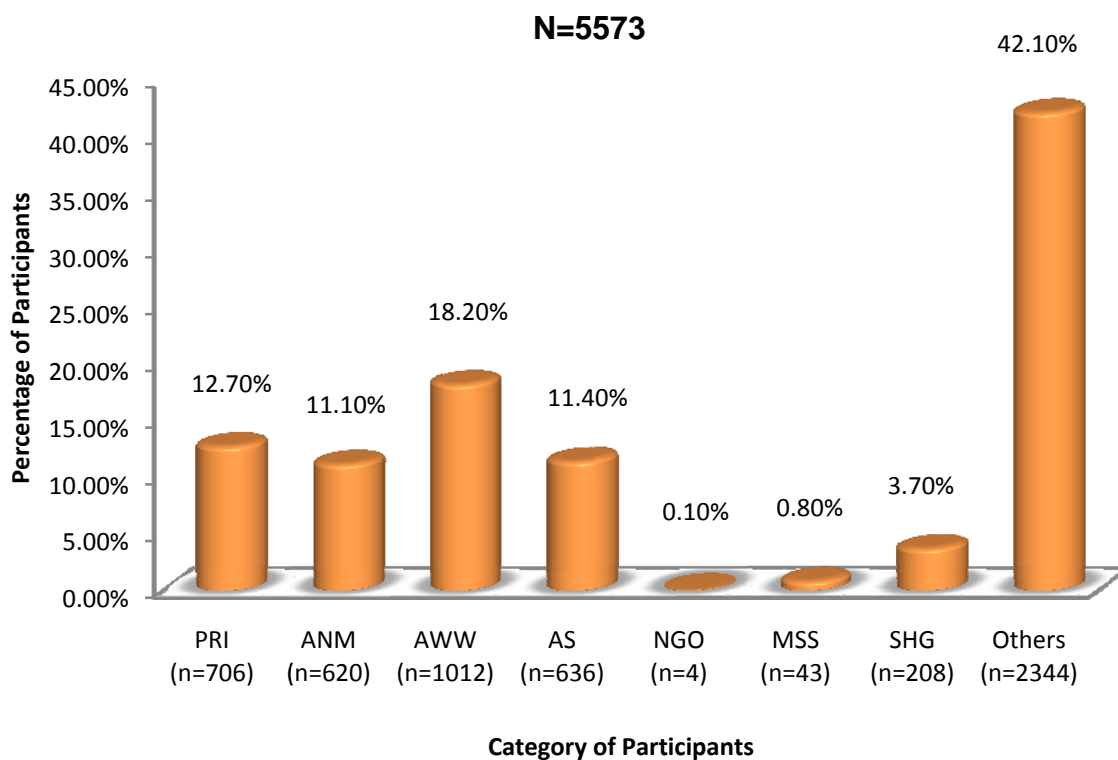


Figure 117: Category wise division of participants



SIHFW: an ISO:9001:2008certified institution

72.9 % participants belonged to the age group 25-45 years, 16.1% participants belonged to >45 years age group while but the youngsters (>25 years of age) accounted for 11.1%.

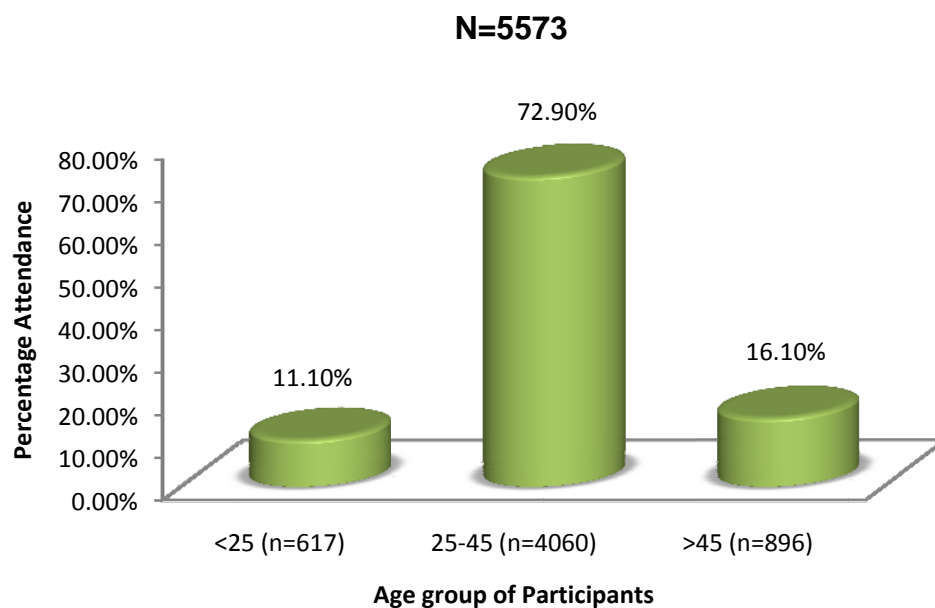


Figure 118: Age distribution of participants

Male participation (31.8%) was overreached by Female participation (68.2%).

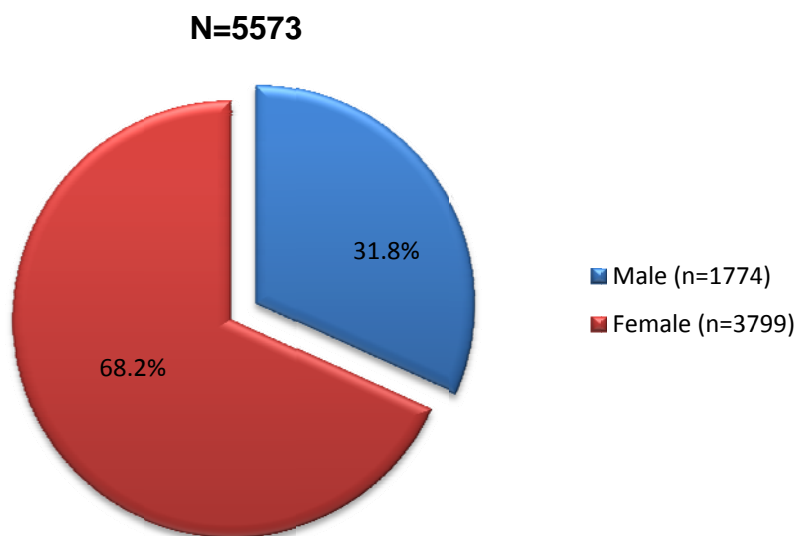


Figure 119: Sex distribution of Participants



SIHFW: an ISO:9001:2008certified institution

51.7% OBC participants attended the training, only 7.5 % attendance was observed for ST category candidates out of the total.

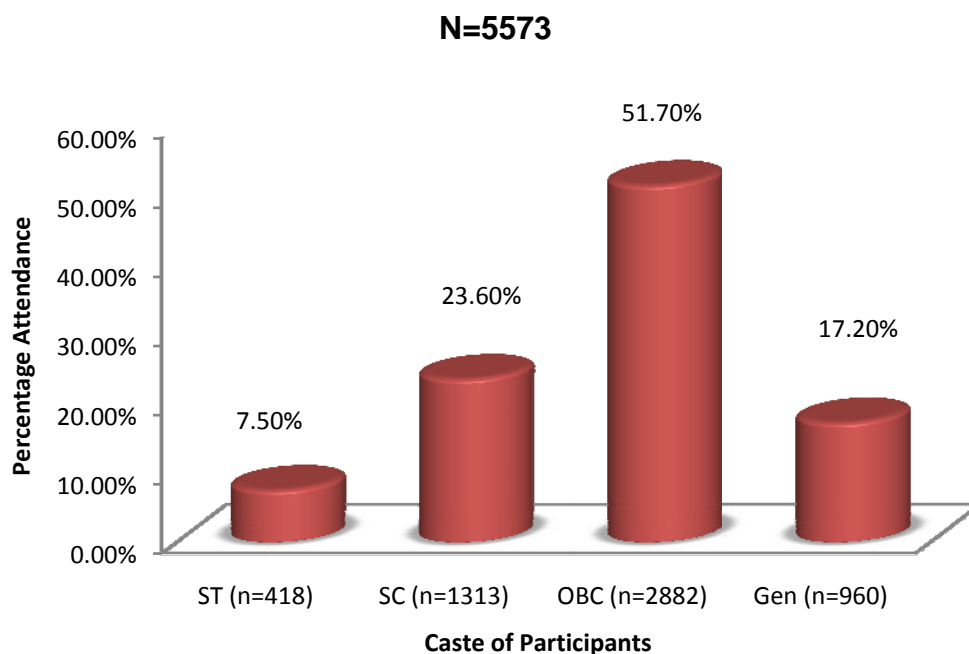


Figure 120: Caste distribution of Participants

The educational distribution of the participants was: 31.6% illiterate, 19.1% educated upto 1-5th grade 32.7% educated upto 5-10th standard, 8.6% studied till 11-12th standard and 8.0% passed 12th standard.

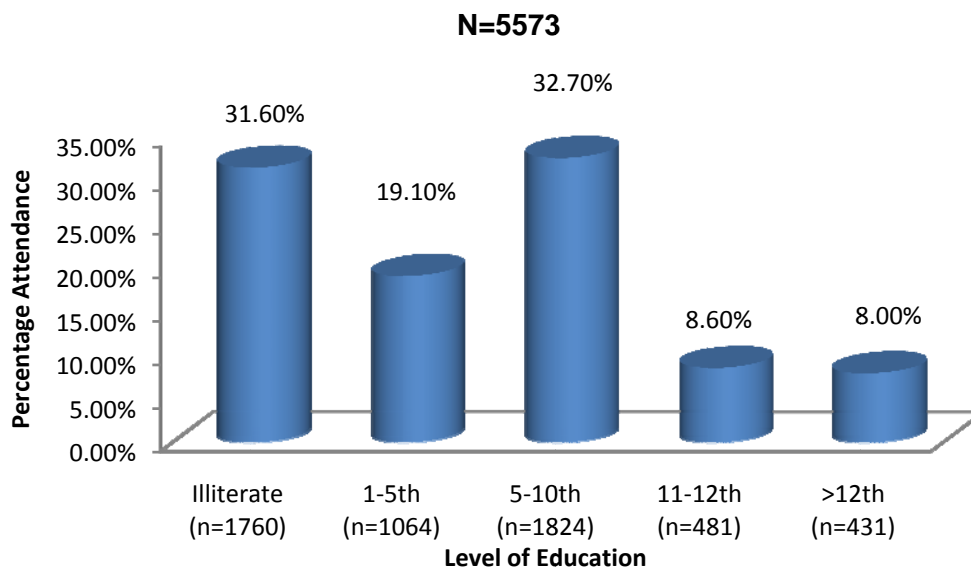


Figure 121: Level of education of Participants



SIHF: an ISO:9001:2008certified institution

District: Jaisalmer

NGO: URMUL

Total No.of Blocks: 3

Total VHSC to be trained: 680

Total Trained VHSC: 680

No of batches completed: 81

The training at Jaisalmer started concurrently in 2 blocks namely Jaisalmer and Sam. A total of 81 batches completed till March, 2012 **completing 100%** of the VHSC to be trained. Actual number of participants trained was 87.3% of the invited strength 4279 leaving a backlog of 543 yet to be covered.

The total trained participants can be categorized as: 17.3% PRI's, 7.6% ANMs, 11.5% AWW's, 7.9% Asha Sahyogini's, 5.6% NGO's, 14.9% MSS's, 21.6% SHG's and 13.6% other members.

N=3736

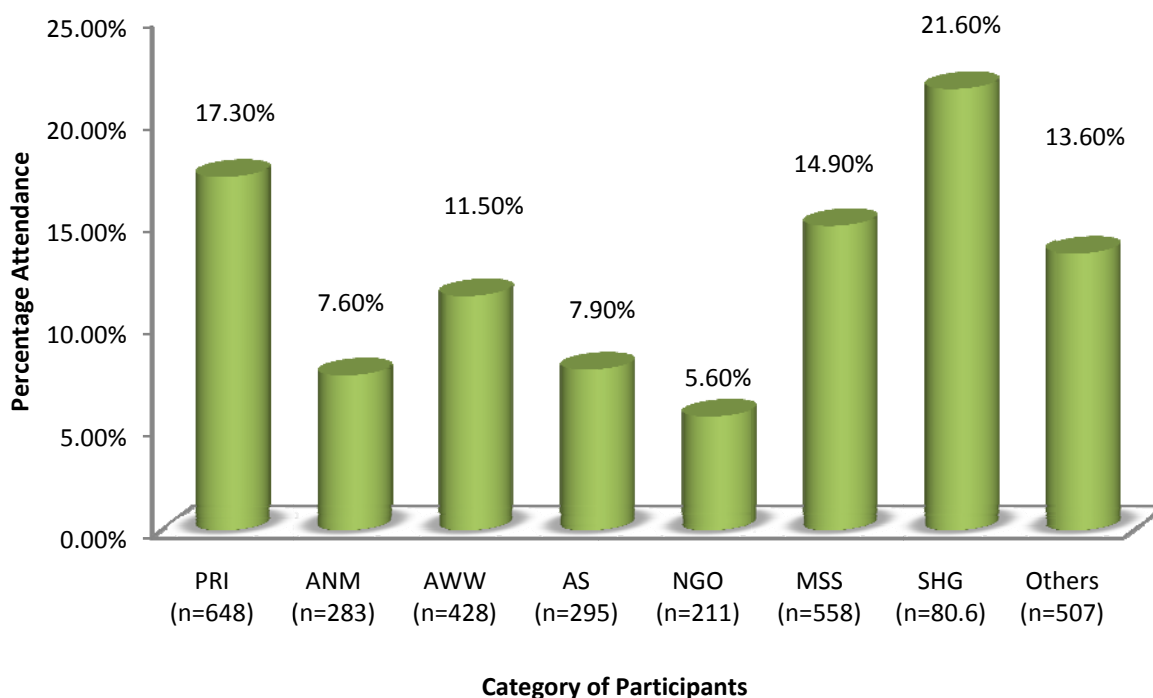


Figure 122: Category wise division of participants

72.8 % participants from age group of 25-45 years attended the tranings, 16.1% participants belonged to >45 years age and only 11.1% participants were from age group of <25 years



SIHFW: an ISO:9001:2008certified institution

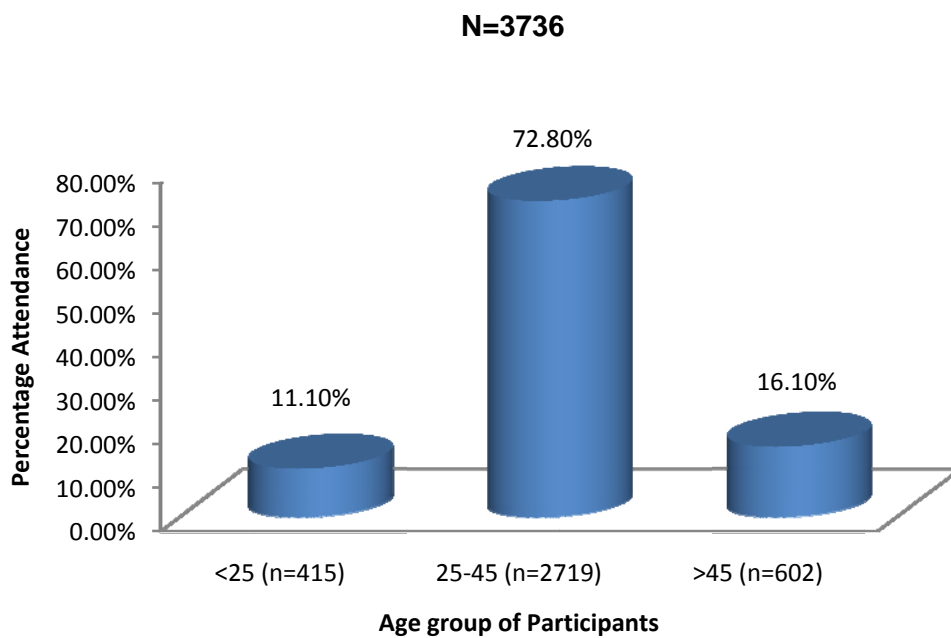


Figure 123: Age distribution of Participants

65.5% Female participants were trained compared to only 34.5% male.

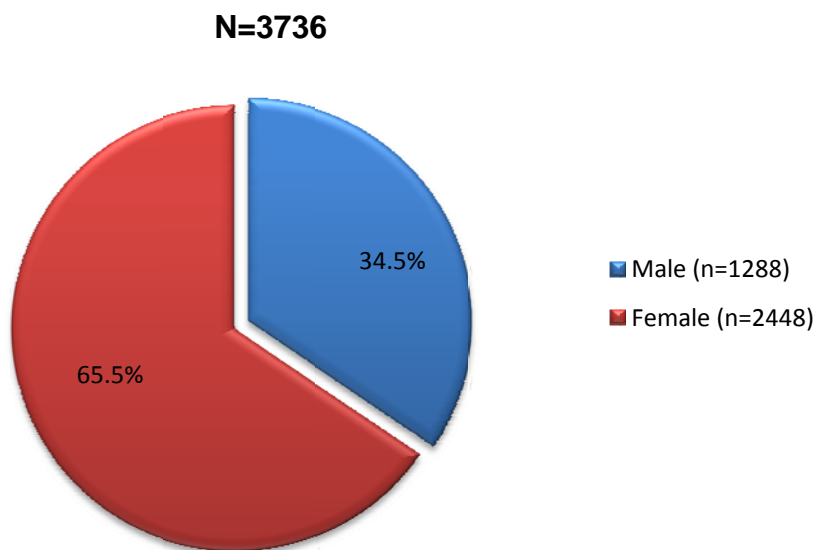


Figure 124: Sex distribution of Participants

52.4% general, 24.6% OBC, 17.9% SC and 5.0 % ST category participants were trained.



SIHFW: an ISO:9001:2008certified institution

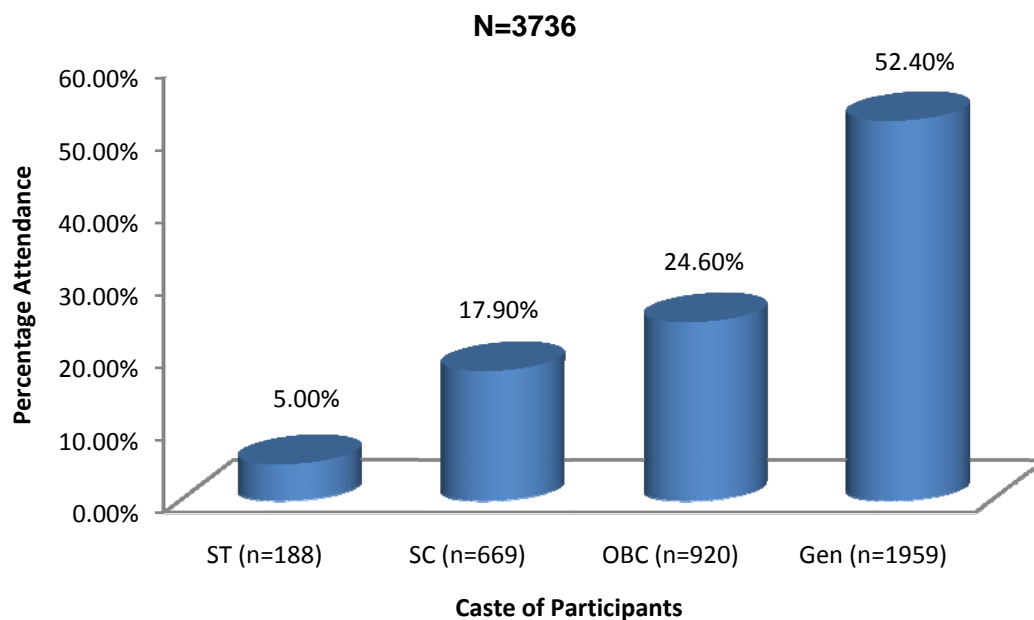


Figure 125: Caste distribution of Participants

The maximum participation (31.4%) was from those who had completed schooling upto 1-5th grade while 21.0% participants were illiterate.

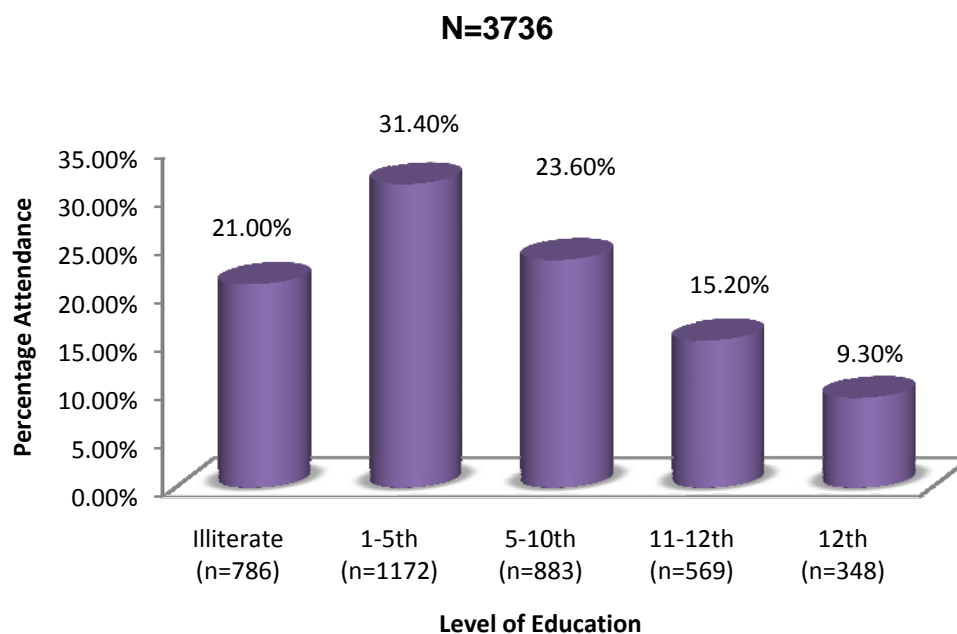


Figure 126: Level of education of Participants



SIHFW: an ISO:9001:2008certified institution

District: Rajsamand

NGO: RVHA

Total No.of Blocks: 7

Total VHSC to be trained: 969

Total Trained VHSC: 958

No of batches completed: 153

The training at Rajsamand started in November, 2010. By the end of March, 2012, 153 batches were conducted completing 98.9% of the VHSC to be trained. Actual number of participants trained was 78.2% of the invited participants (6240).

The distribution of the total trained participants is: 14.9% PRI's, 5.7% ANMs, 16.5% AWW's, 14.5% Asha Sahyogini's, 0.3% NGO's, 1.9% MSS's, 2.8% SHG's and 43.5% other members.

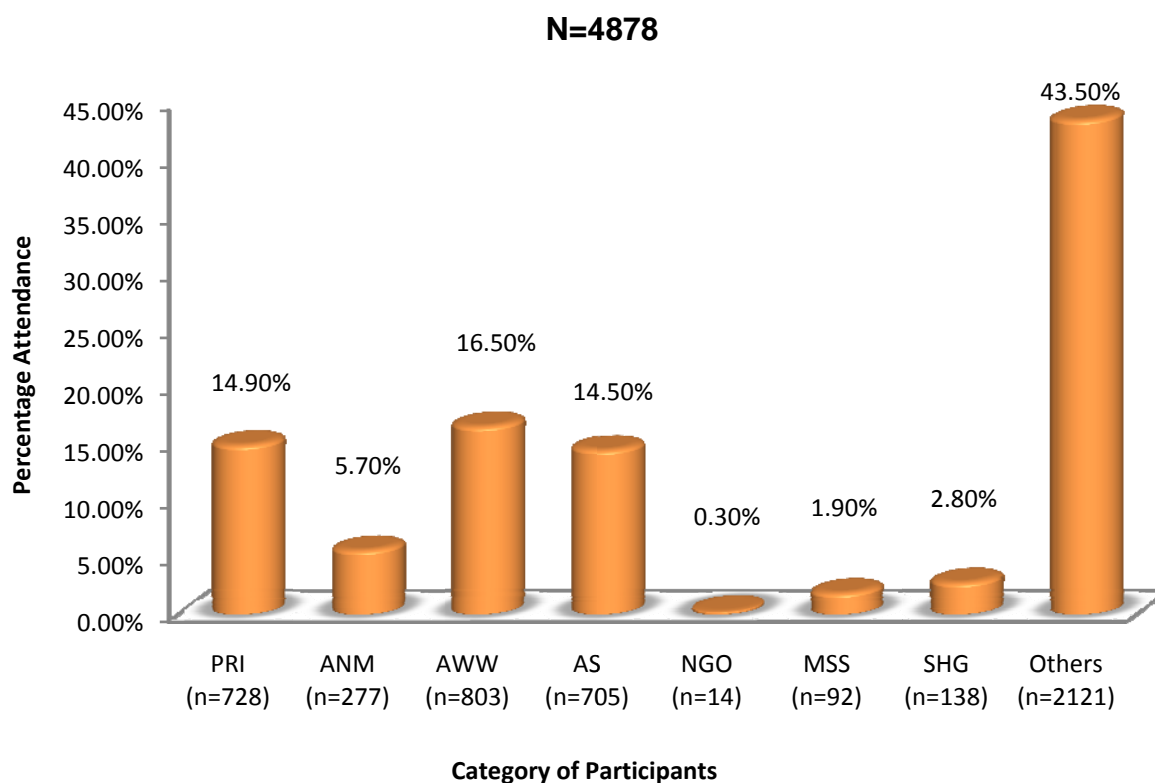


Figure 127: Category wise division of participants



SIHFW: an ISO:9001:2008certified institution

69.2 % participants belonged to age group of 25-45 years followed by 15.1% participants who belonged to >45 years age group while only 15.7% participants were from age group <25 years

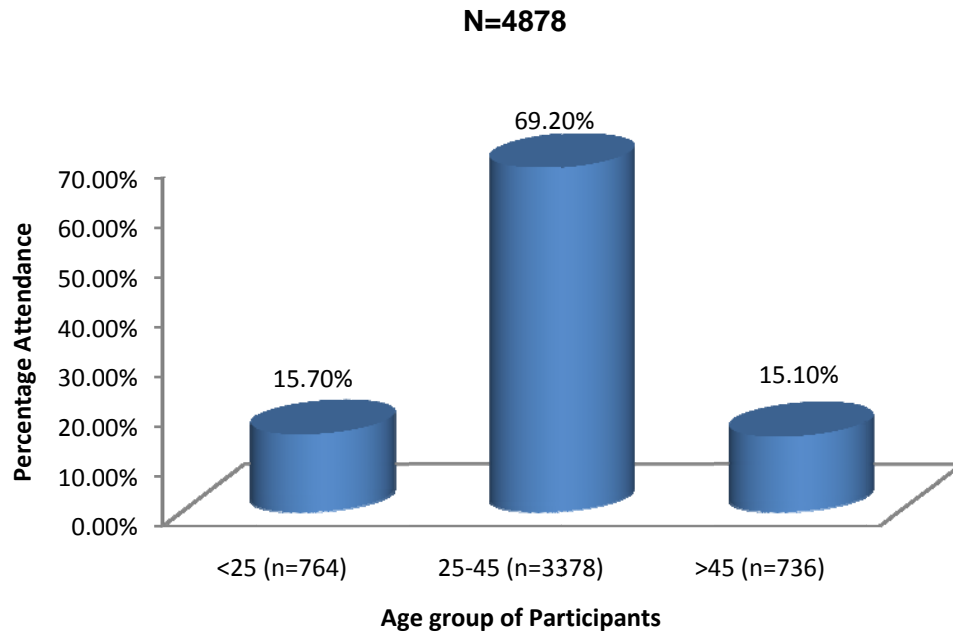


Figure 128: Age distribution of participants

As against 77.6% Female participation the male participation was restricted to only 22.4%.

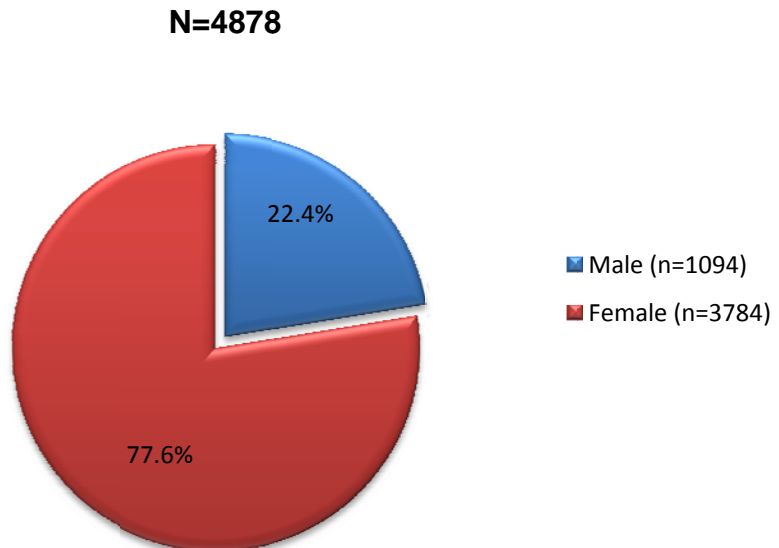


Figure 129: Sex distribution of Participants



SIHFW: an ISO:9001:2008certified institution

32.4% of the participants attending the training belonged to general category while 48.2% OBC category participants attended the trainings as compared to 12.4% and 7.1 % participants who belonged to SC and ST category respectively.

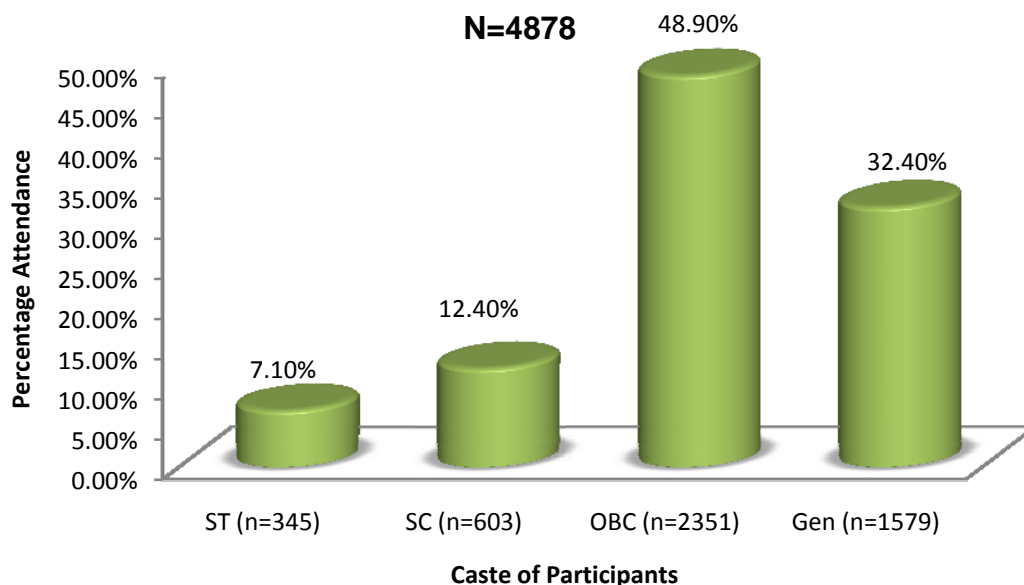


Figure 130: Caste distribution of Participants

11.3% participants were illiterate. 26.3% of the participants were educated upto primary while maximum of 44.0% had schooling from 5-10th standard, 10.5% participants had studied till 11-12th standard and 8.0% participants have passed 12th standard.

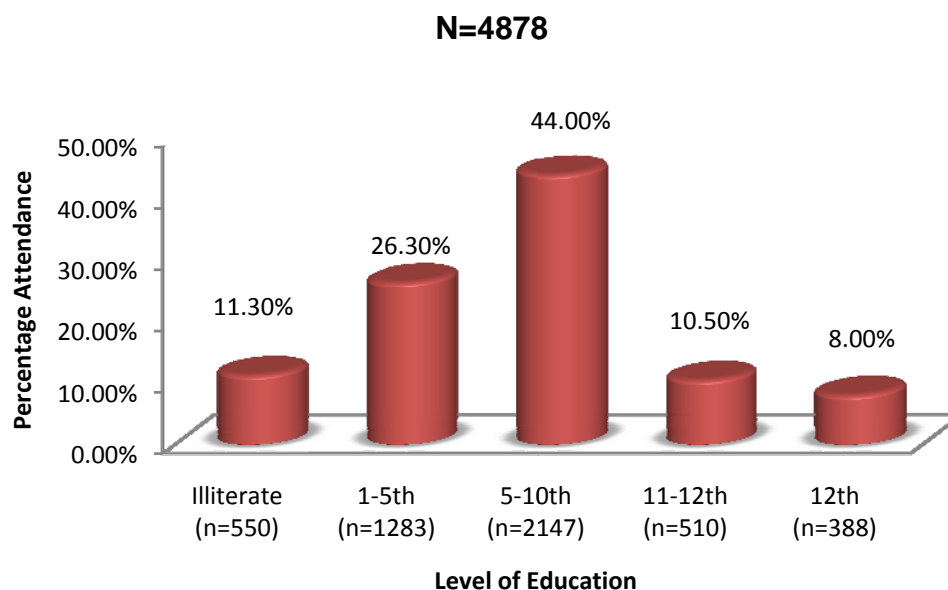


Figure 131: Level of education of Participants



SIHFW: an ISO:9001:2008certified institution

District: Bharatpur

NGO: LUPIN

Total No.of Blocks: 9

Total VHSC to be trained: 1454

Total Trained VHSC: 1451

No of batches completed: 195

In Bharatpur 195 batches were conducted till March, 2012 completing 99.8% of the training. Actual number of participants trained was 95.8% of the invited participants (9768).

15.7% PRI's, 5.7% ANMs, 12.57% AWW's, 13.5% Asha Sahyogini's, 2.0% NGO's, 2.6% MSS's, 4.2% SHG's and 43.7% other members, attended the trainings.

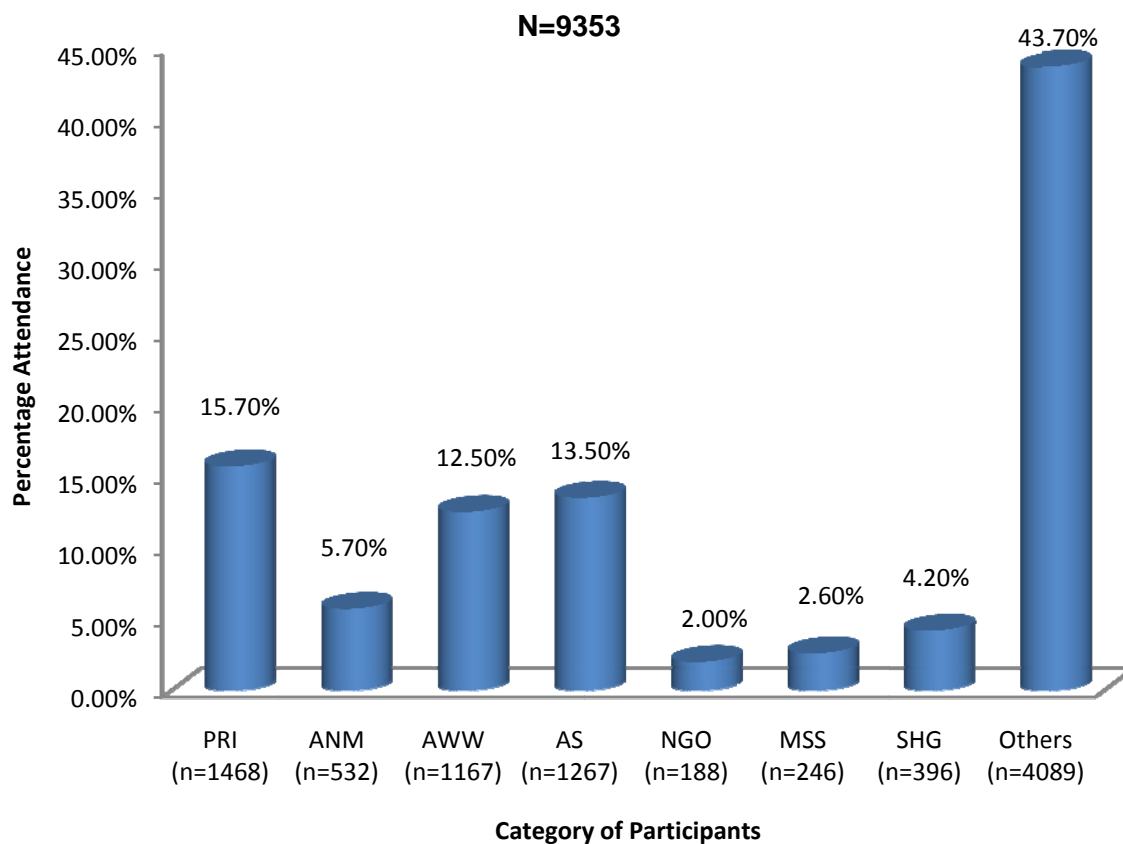


Figure 132: Category wise division of participants



SIHFW: an ISO:9001:2008certified institution

70.2 % participants belonged to the age group 25-45 years, followed by 17.2% participants who belonged to >45 years age group.Only 12.7 % participants were from age group <25 years.

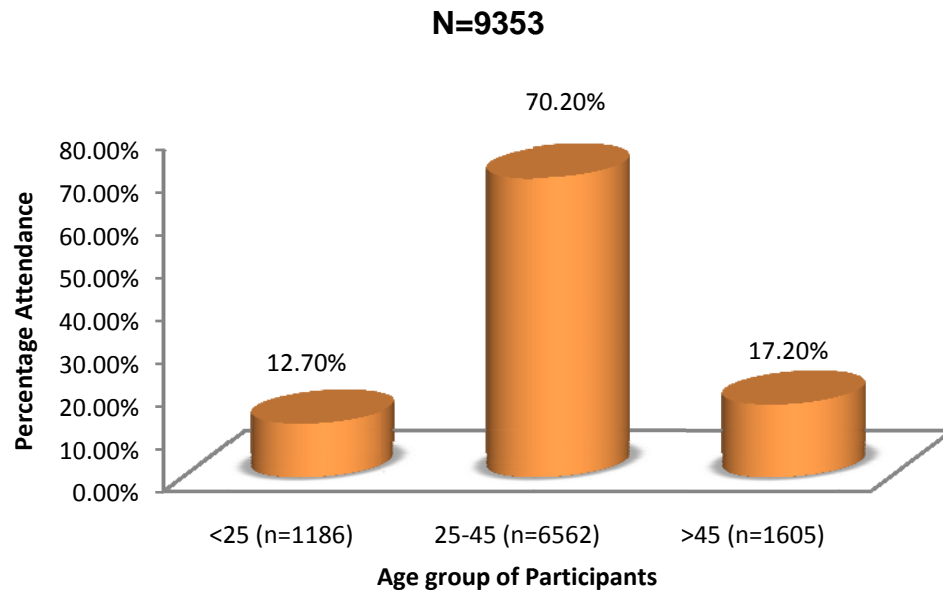


Figure 133: Age distribution of participants

Female participants (62.4%) again outwitted the males (37.6%).

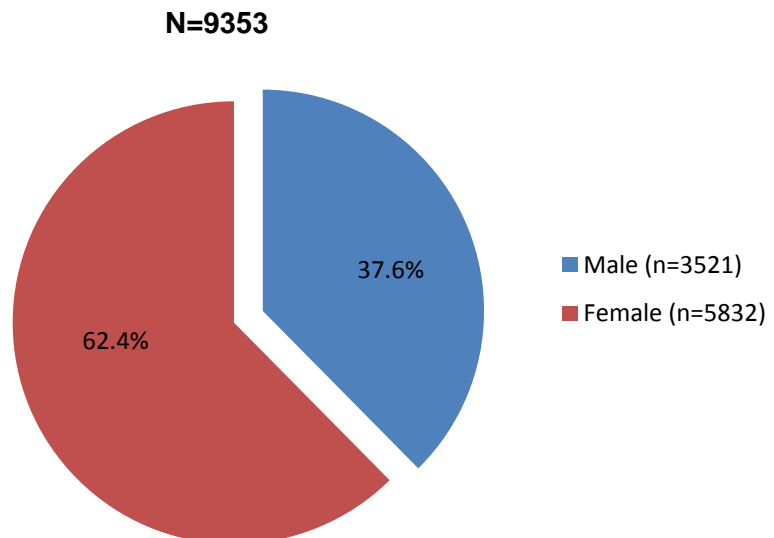


Figure 134: Sex distribution of Participants



SIHFW: an ISO:9001:2008certified institution

60.3% of the OBC participant's attended the training sessions while 16.8% SC, 19.4% General and 3.5 % ST category participants attended.

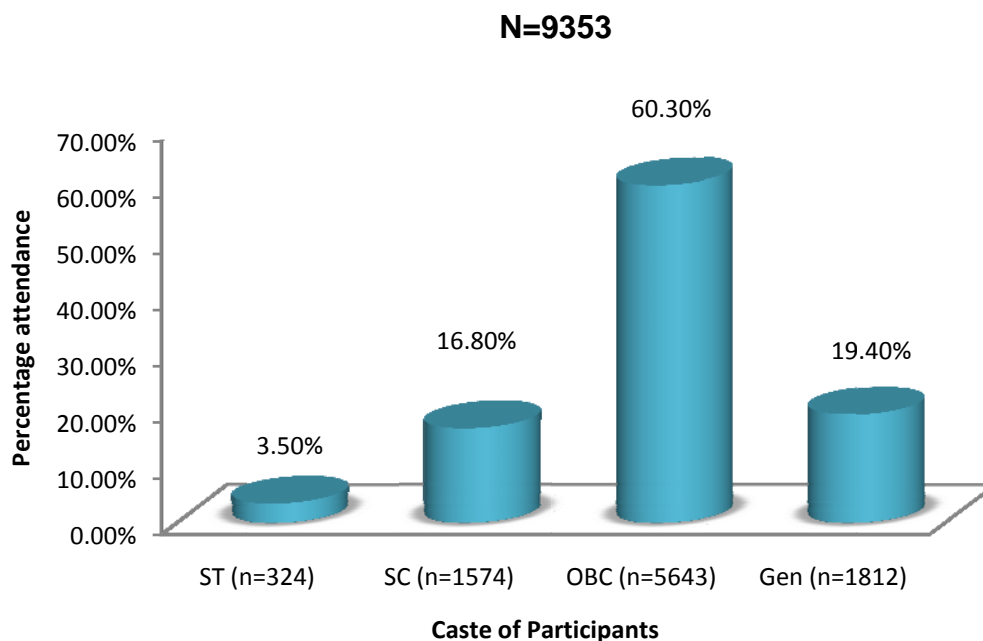


Figure 135: Caste distribution of Participants

of the 9353, 6.8% were illiterate, 21.9% were educated upto 1-5th grade, 48.8% had their education upto 5-10th standard and another 12.2% participants studied till 11-12th standard. Only 10.3% participants qualified 12th standard.

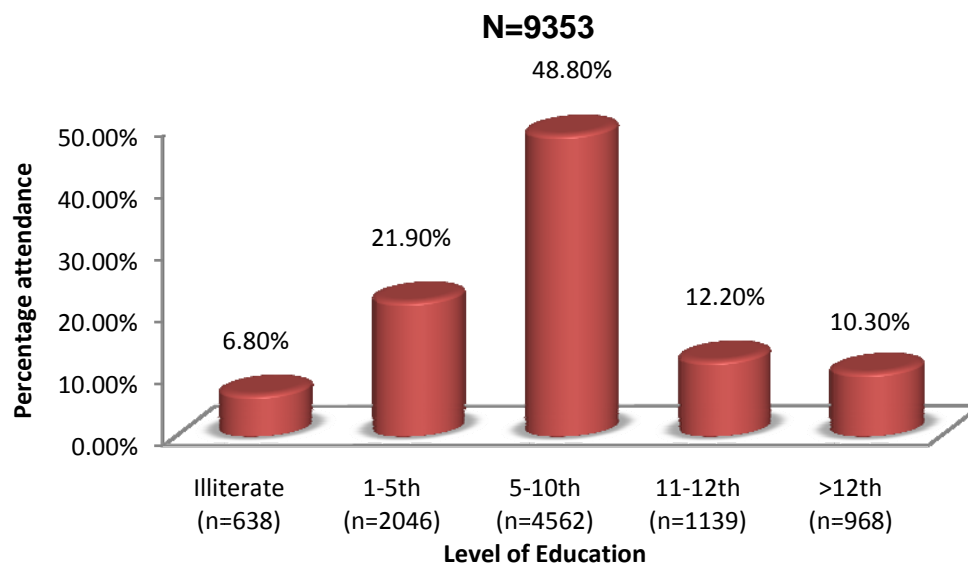


Figure 136: Level of education of Participants



SIHFW: an ISO:9001:2008certified institution

District: Alwar

NGO: HPPI

Total No.of Blocks: 14

Total VHSC to be trained: 2145

Total Trained VHSC: 1114

No of batches completed: 160

The training at Alwar started November, 2010.Till March, 2012, Only 51.9% of the VHSC were trained against the target. Actual number of participants trained was 81.9% of the invited strength (8385).

The total trained participants can be categorized as: 11.7% PRI's, 6.8% ANMs, 17.5% AWW's, 16.8% Asha Sahyogini's, 0.9% NGO's, 1.3% MSS's, 6.2% SHG's and 38.9% other members.

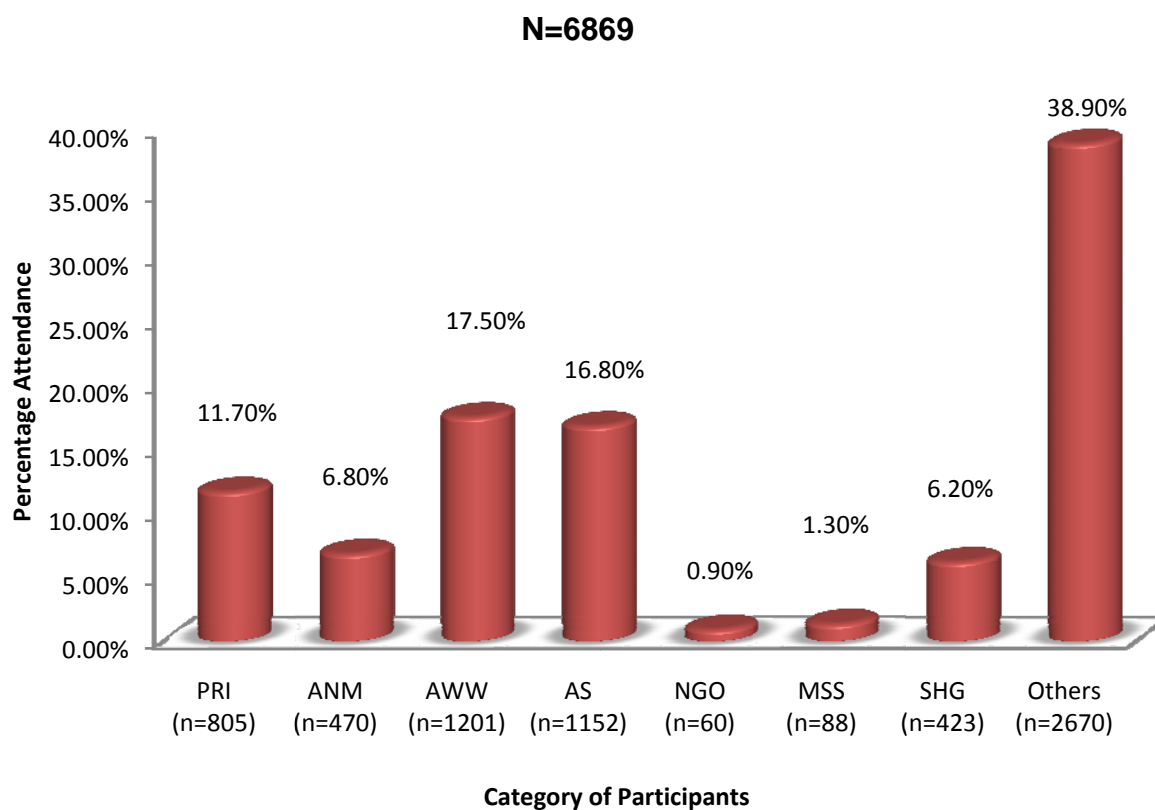


Figure 137: Category wise division of participants

76.9 % participants from age group of 25-45 years attended the tranings, 11.6% participants belonged to >45 years age and only 11.6% participants were from age group of <25 years

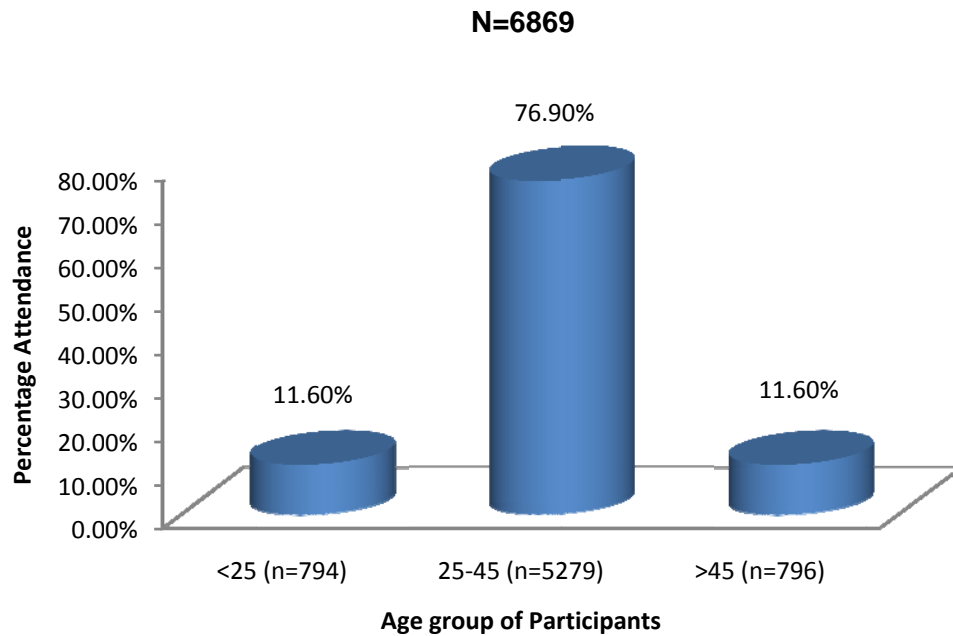


Figure 138: Age distribution of Participants

79.1% Female participants were trained compared to only 21.1% male.

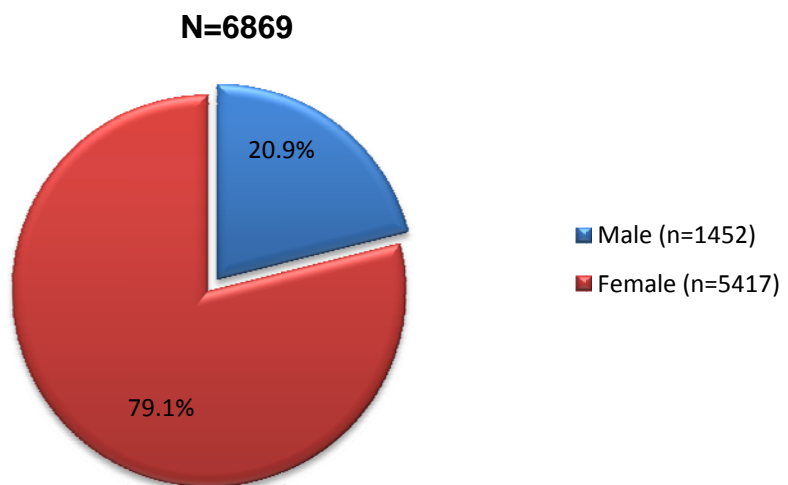


Figure 139: Sex distribution of Participants



SIHFW: an ISO:9001:2008certified institution

18% general, 50.4% OBC, 25.6% SC and 6% ST category participants were trained.

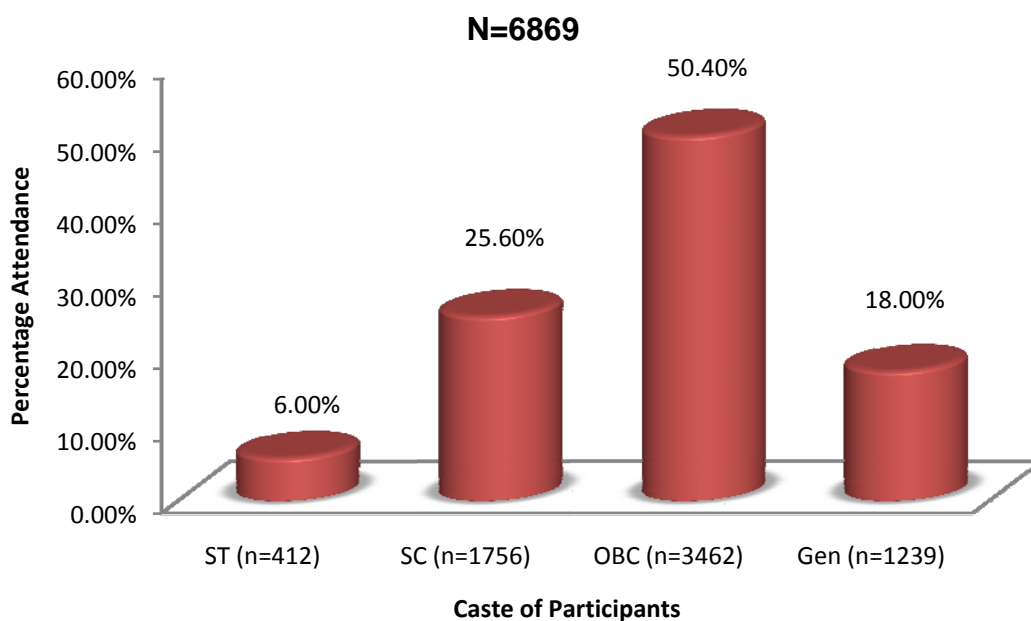


Figure 140: Caste distribution of Participants

The maximum participation (52.7%) was from those who had completed schooling upto 5-10th grade while 9% participants were illiterate.

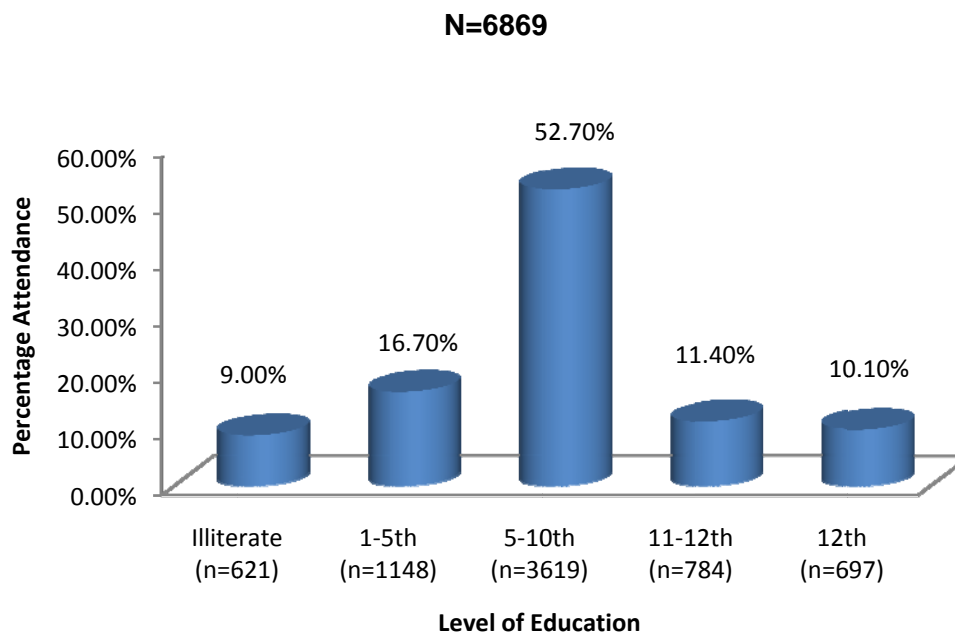


Figure 141: Level of education of Participants



SIHFW: an ISO:9001:2008certified institution

District: Udaipur

NGO: JJVS

Total No.of Blocks: 11

Total VHSC to be trained: 2465

Total Trained VHSC: 458

No of batches completed: 47

After much ado the training at Udaipur started June in all the 11 blocks simultaneously. Due to problems in fund transfer to the NGO concerned, the trainings were put at halt. As a result by March 2012, the NGO was able to complete only 18.6% of the total target to be achieved in 47 batches.

64.1% participants of the total invited strength (2893) were trained. Further in September no trainings were done.

The total trained participants can be categorized as: 12.2% PRI's, 6.0% ANMs, 18.5% AWW's, 14.9% Asha Sahyogini's, 1.2% NGO's, 3.7% MSS's, 3.5% SHG's and 37.0% other members.

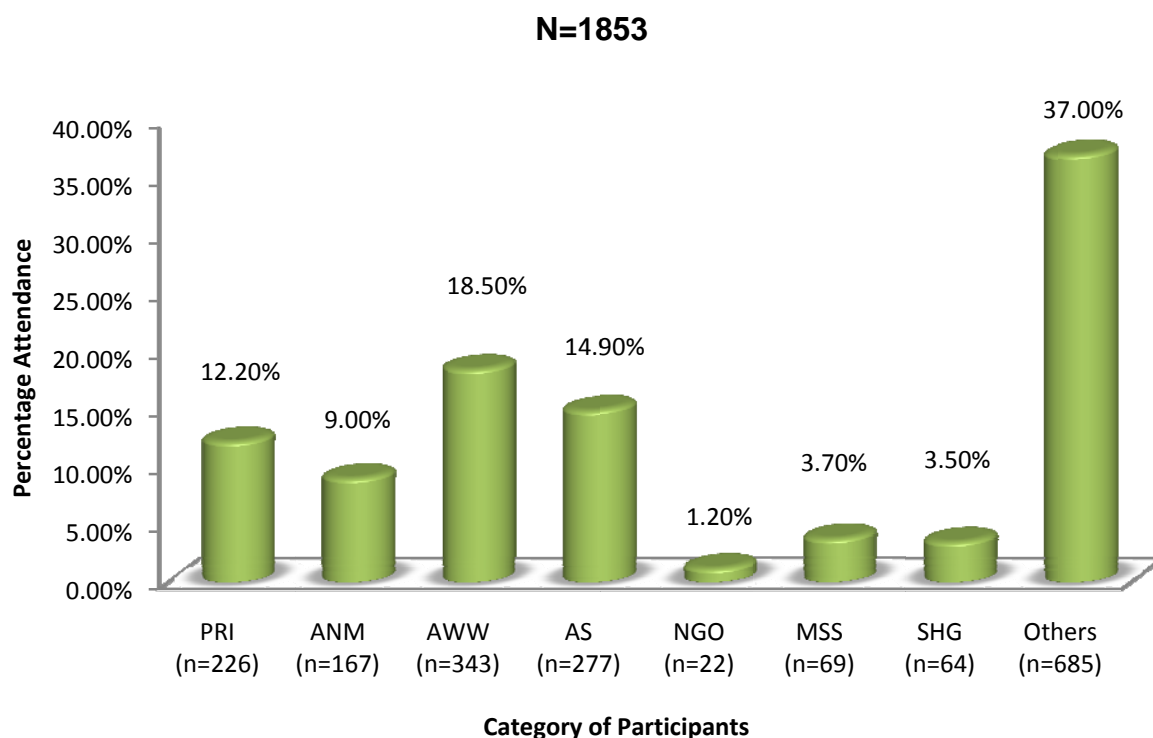


Figure 142: Category wise division of participants



SIHFW: an ISO:9001:2008certified institution

72.6 % participants from age group of 25-45 years attended the tranings, 17.5% participants belonged to >45 years age and only 9.8% participants were from age group of <25 years

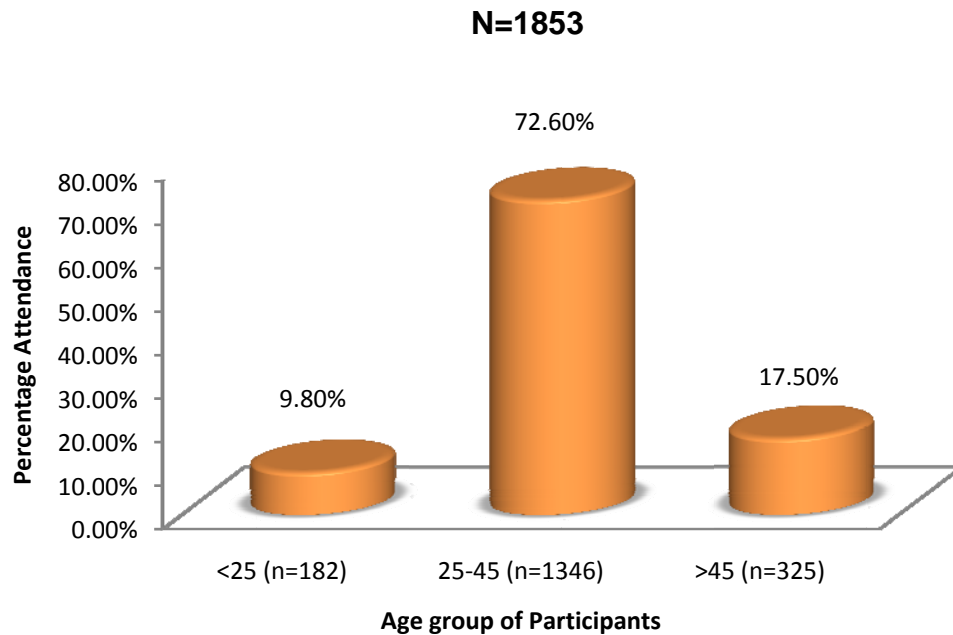


Figure 143: Age distribution of Participants

70.6% Female participants were trained compared to only 29.4% male.

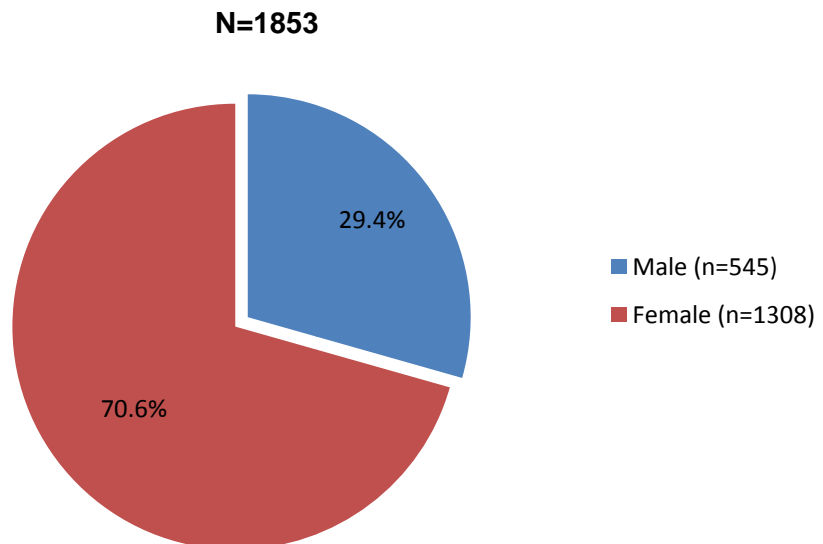


Figure 144: Sex distribution of Participants



SIHFW: an ISO:9001:2008certified institution

23.0% general, 19.2% OBC, 5.8% SC and 52.0% ST category participants were trained.

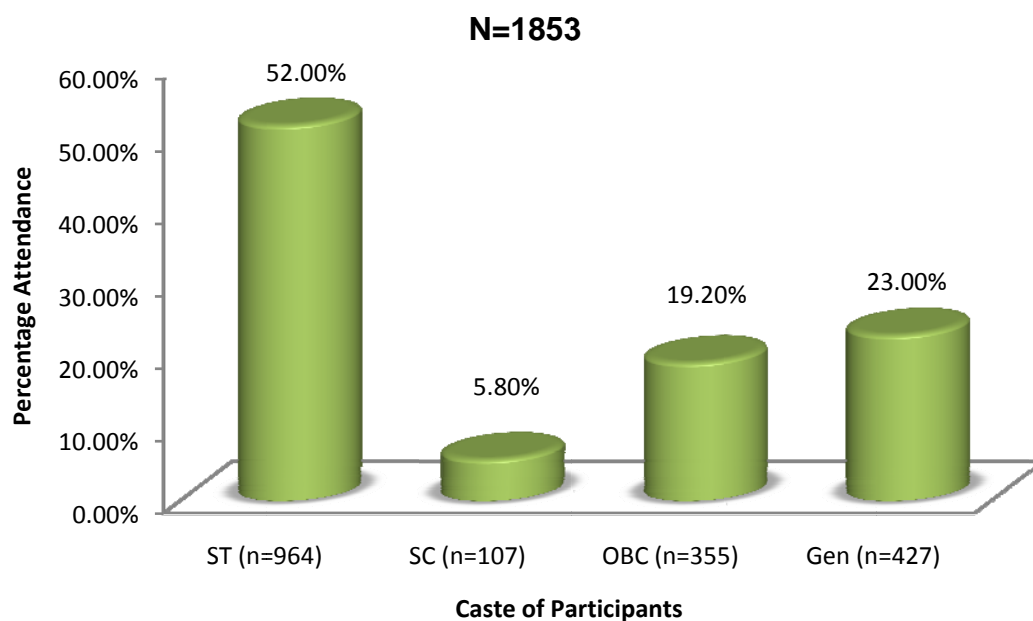


Figure 145: Caste distribution of Participants

The maximum participation (43.1%) was from those who had completed schooling upto 5-10th grade while 4.5% participants were illiterate.

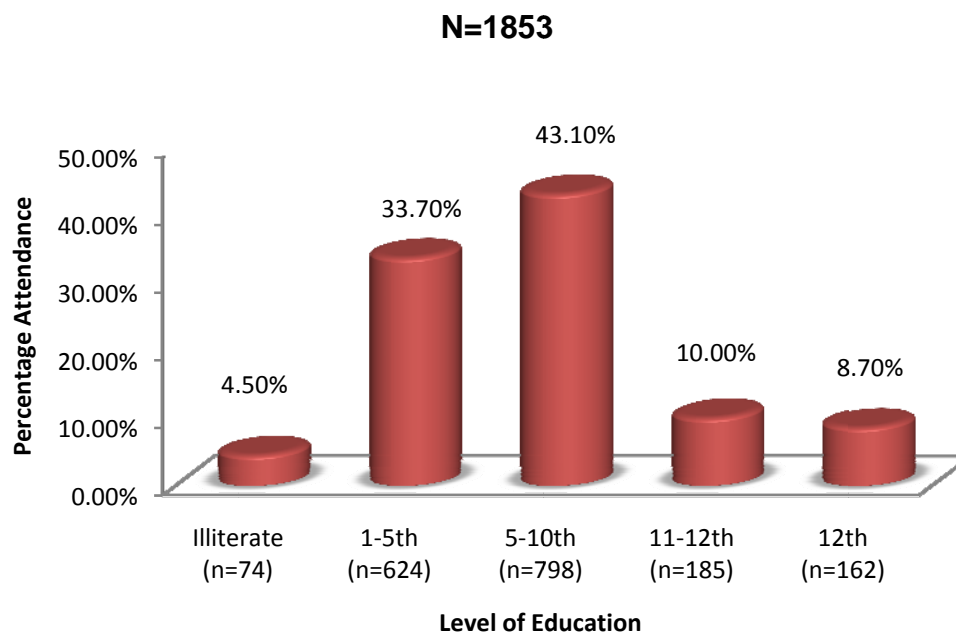


Figure 146: Level of education of Participants



SIHFW: an ISO:9001:2008certified institution

District: Chittorgrah

NGO: CUTS

Total No.of Blocks: 11

Total VHSC to be trained: 1564

Total Trained VHSC: 1541

No of batches completed: 199

After much delay the training at chittorgarh district started in the month of June, 2011 concurrently in all the 11 blocks. Till January, 2012, 76.5% were trained out of the invited strength of 10749 participants.

The total trained participants can be categorized as: 10.8% PRI's, 5.6% ANMs, 16.6% AWW's, 12.3% Asha Sahyogini's, 0.4% NGO's, 2.1% SHG's and 51.5 % other members.Only 0.6 %MSS member participated.

N=8220

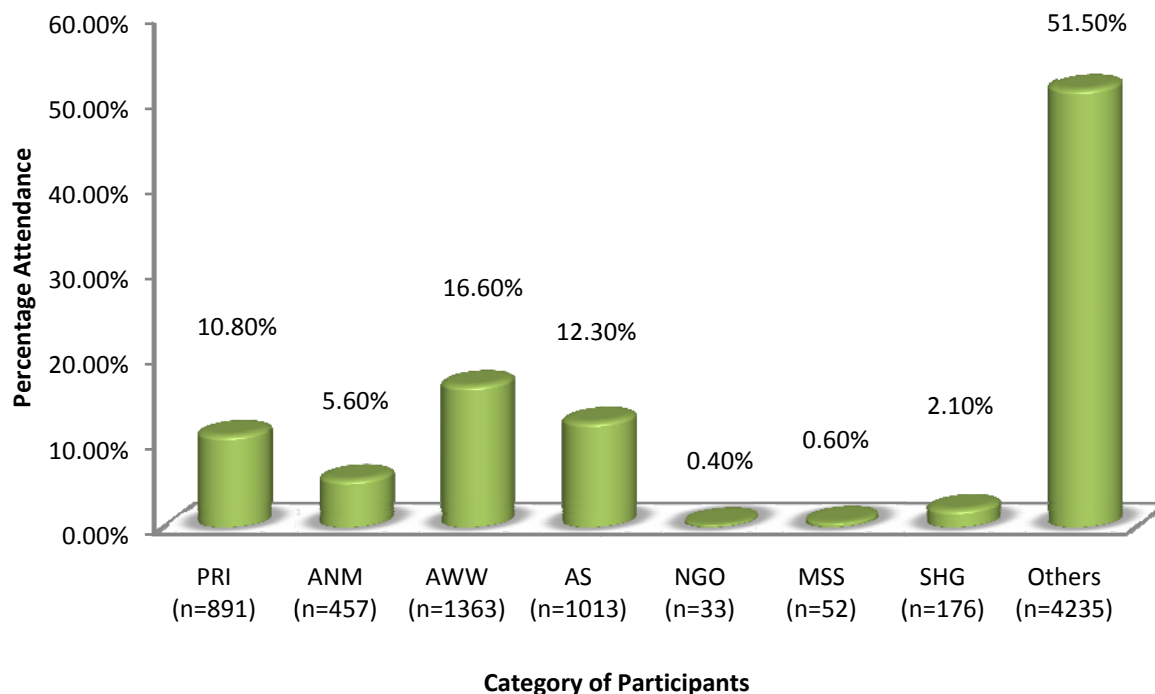


Figure 147: Category wise division of participants



SIHFW: an ISO:9001:2008certified institution

74.2 % participants from age group of 25-45 years attended the tranings, 11.6% participants belonged to >45 years age and only 14.1% participants were from age group of <25 years

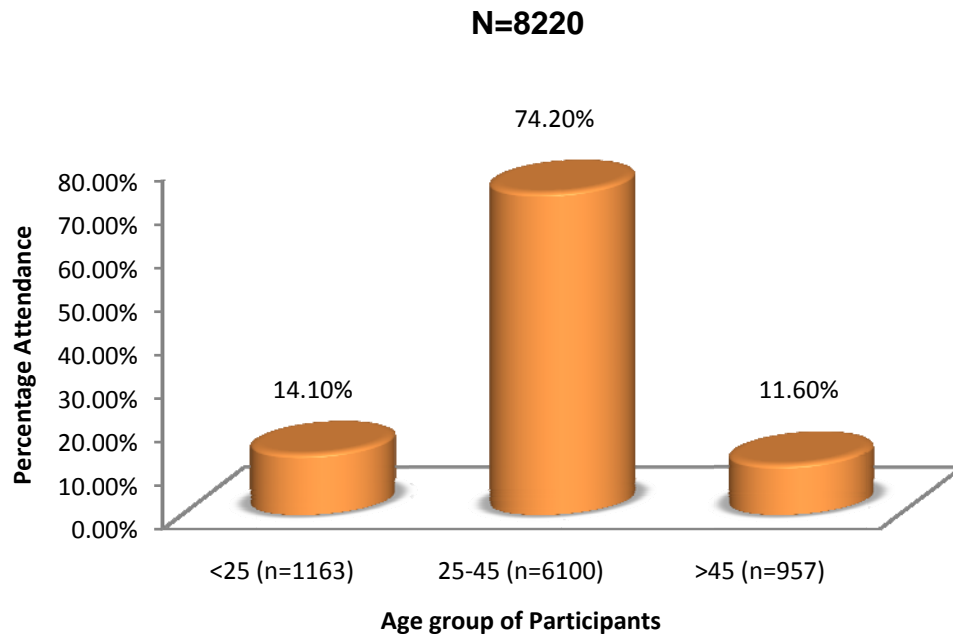


Figure 148: Age distribution of Participants

59.5% Female participants were trained compared to only 40.5% male.

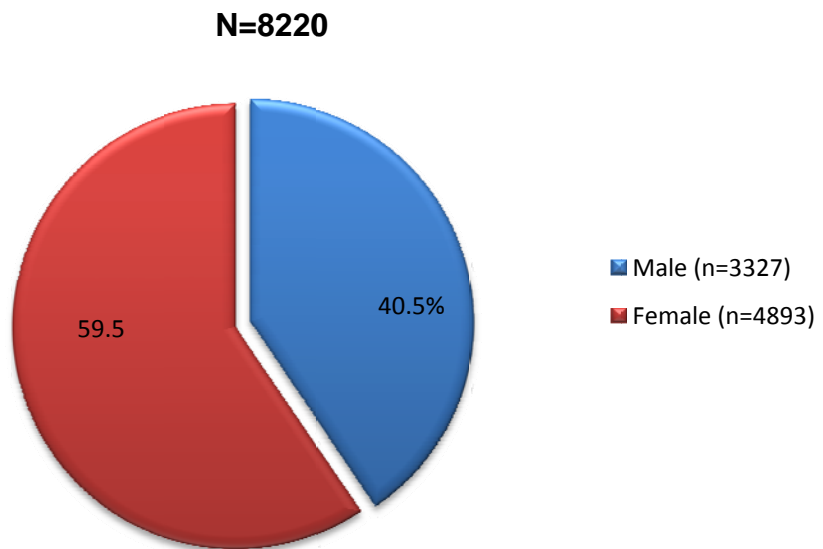


Figure 149: Sex distribution of Participants



SIHFW: an ISO:9001:2008certified institution

27.0% general, 44.7% OBC, 13.7% SC and 14.7% ST category participants were trained.

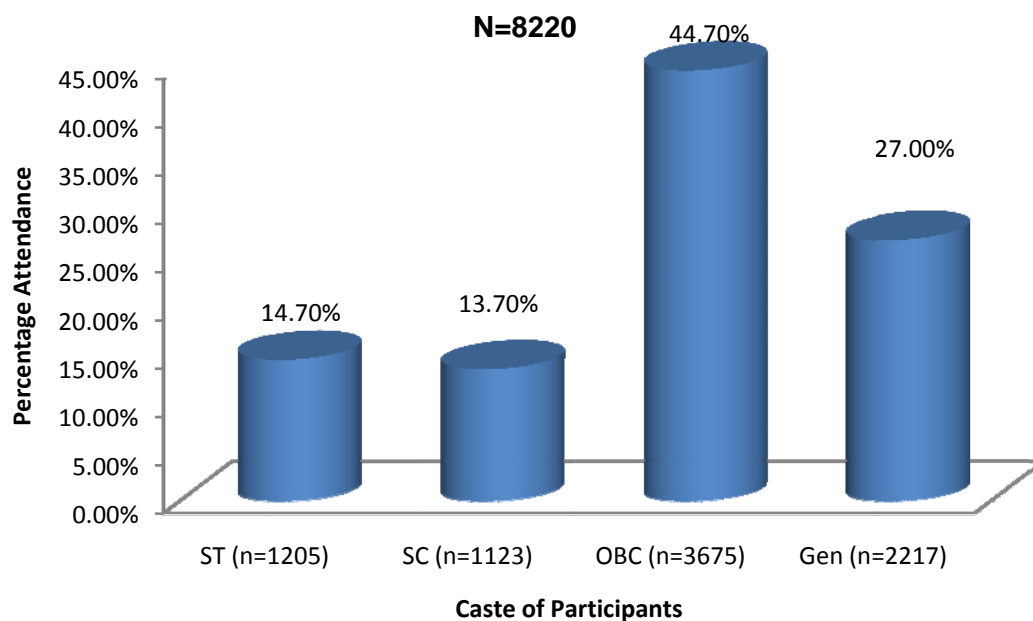


Figure 150: Caste distribution of Participants

The maximum participation (45.1%) was from those who had completed schooling upto 5-10th grade while 9.6% participants were illiterate.

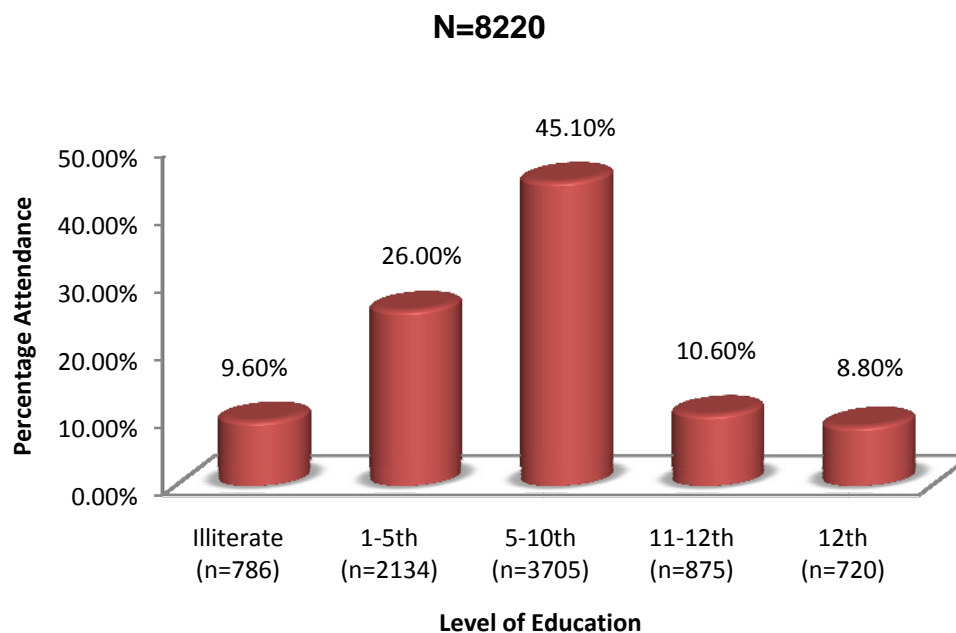


Figure 151: Level of education of Participants



SIHFW: an ISO:9001:2008certified institution

District: Pratapgarh

NGO: CUTS

Total No.of Blocks: 5

Total VHSC to be trained: 934

Total Trained VHSC: 787

No of batches completed: 108

CUTS: The nodal NGO for VHSC trainings at Pratapgarh initiated the block level VHSC trainings in the month of June, 2011 and by March 2012, the total achievement amounts to 84.3% of the tartgeted 934 VHSC to be covered in the whole district. 81.1% of the invited strength (5965) has been successfully trained.

Out of the total 4838 trained participants: 11.7% PRI's, 5.2% ANMs, 15.0% AWW's, 15.2% Asha Sahyogini's, 1.0% NGO's, 4.1% MSS's, 16.0% SHG's and 31.7% other members have been trained.

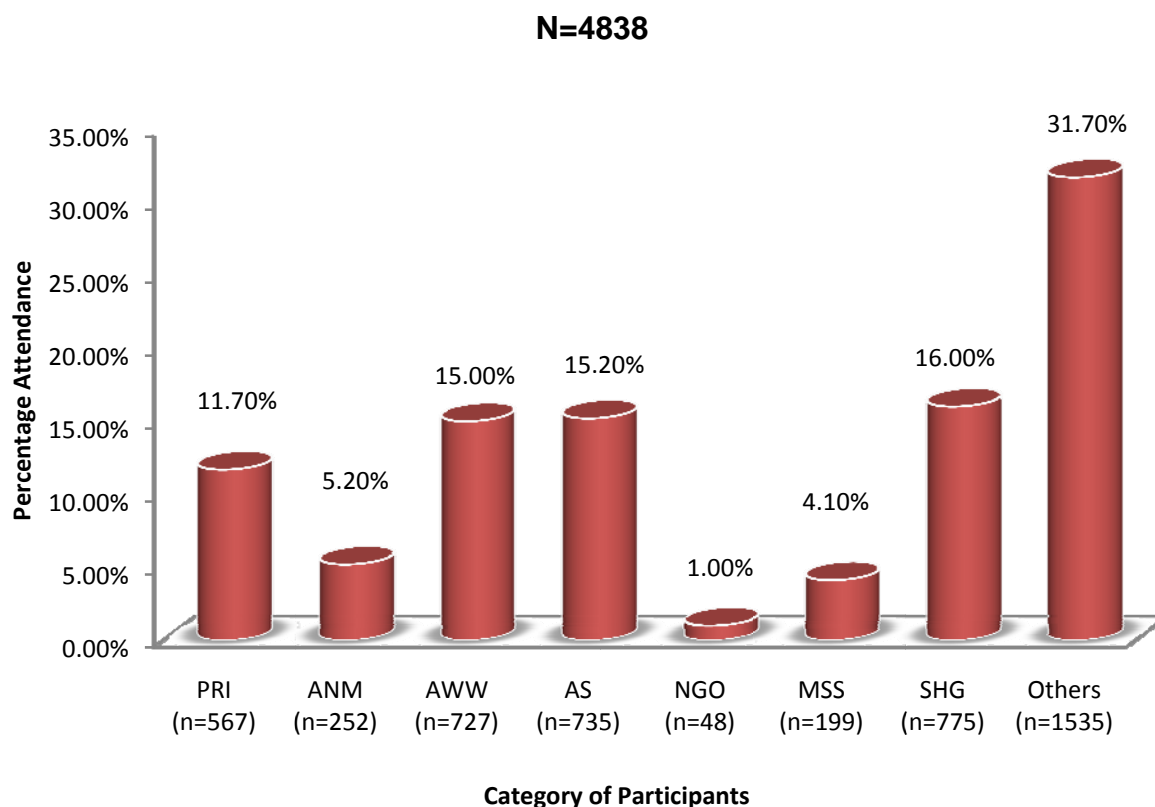


Figure 152: Category wise division of participants



SIHFW: an ISO:9001:2008certified institution

70.9% participants from age group of 25-45 years attended the tranings, 12.6% participants belonged to >45 years age and only 16.5% participants were from age group of <25 years

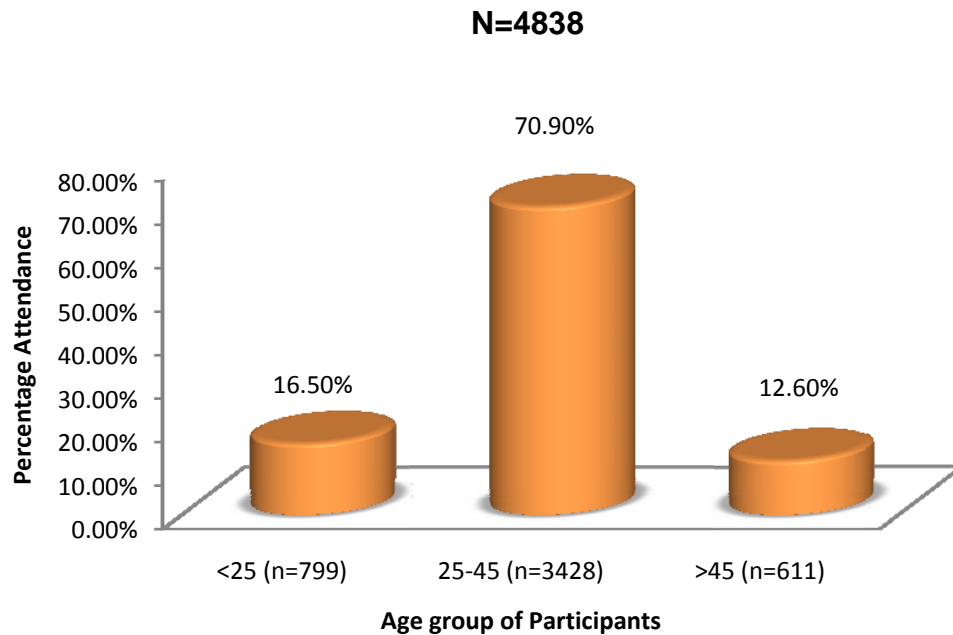


Figure 153: Age distribution of Participants

70.6% Female participants were trained compared to only 29.4% male.

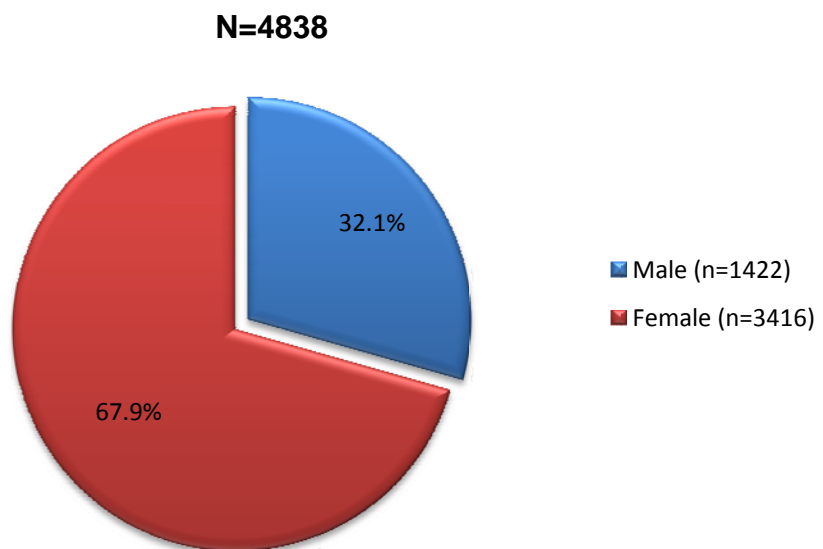


Figure 154: Sex distribution of Participants



SIHFW: an ISO:9001:2008certified institution

13.3% general, 17.3% OBC, 6.9% SC and 62.4% ST category participants were trained.

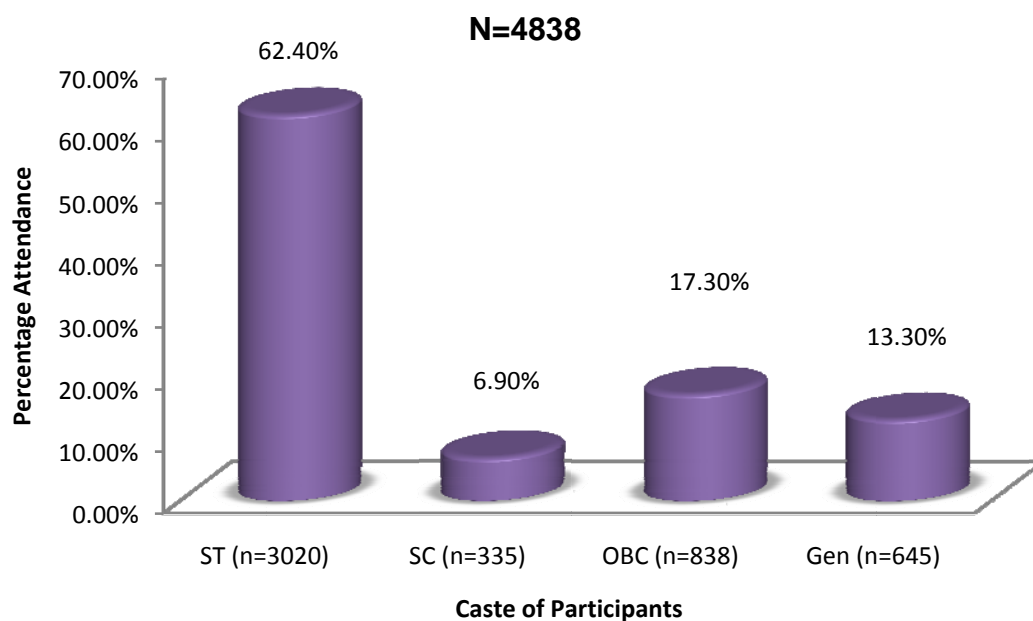


Figure 155: Caste distribution of Participants

The maximum participation (43.0%) was from those who had completed schooling upto 5-10th grade while 11.1% participants were illiterate.

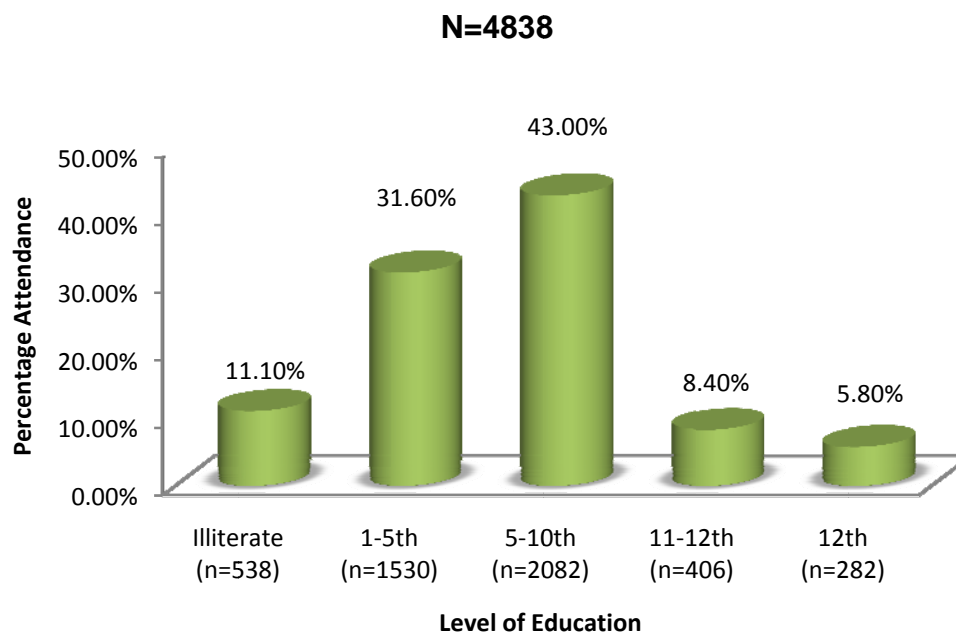


Figure 156: Level of education of Participants